



Teterboro Aircraft Noise Abatement Advisory Committee
Half Year 2024 Meeting
July 24, 2024



TANAAC Meeting Agenda

July 24, 2024

<p>Welcome/Introduction</p> <ul style="list-style-type: none"> TANAAC Member Roll Call Opening Remarks 	<p>Paul Griffo - Borough of Rutherford / TANAAC Co-Chair Sherri L. Smith – Airport Manager, Teterboro Airport /TANAAC Co-Chair – PANY&NJ Scott Marsh – Manager, Operations & Security, Teterboro Airport / TANAAC Co-Chair – PA NY & NJ</p>
<p>Operations Update</p> <ul style="list-style-type: none"> Airport Construction Projects 	<p>Scott Marsh – Manager, Operations & Security, Teterboro Airport – PA NY & NJ</p>
<p>Old Business:</p> <ul style="list-style-type: none"> Letter of Request to FAA for proposed noise abatement measures -Mary McCarthy – Director, FAA NYAPIO 14 CFR Part 150 NCP Update Fly Quiet Program Annual Reports 	
<p>Noise Office Statistical Report (2Q 2024):</p> <ul style="list-style-type: none"> Noise Office Outreach Update Aircraft Activity Aircraft Noise Violations Runway Utilization Runway 19 Offset Approach Utilization Measured Noise Levels Noise Complaints 	<p>Gabriel Andino - Manager, Noise Abatement Office Teterboro Airport/Avports</p> <p>Michael Fiscus - Assistant Manager, Noise Abatement Office Teterboro Airport/Avports</p> <p>Alejandra Cabrera – Noise Abatement Specialist, Noise Abatement Office Teterboro Airport/Avports</p>
<p>Committee Comments / Questions</p>	
<p>General Discussion / Questions</p>	

TEB Airport Operations Update

Scott Marsh – Manager, Operations & Security



Operations Update:

Runway 1/19 Rehabilitation: 2024-2025

Stormwater Drainage System Rehabilitation: 2024-2025

Hours of Work and Closures

- Runway 1/19 Overnight Closures (April 2024 thru April 2025):
 - Weekdays 10:30p.m. to 6:30a.m. the following morning
- Runway 1/19 weekend Closures:
 - 38-hour closures – Friday 10:00p.m. to noon Sunday
- Airport Weekend Closures:
 - 12-hour closures – Sunday 12:01a.m. to noon Sunday (July 6, 2024 – September 1, 2024; up to 7)



Old Business


- **Letter of Request to FAA**
 - Offset Approach to Runway 06
 - Implement a published approach procedure to Runway 01
 - Increase usage of the RNAV GPS X Approach to Runway 19 during daylight hours on Saturdays and Sundays.
 - Increase aircraft altitude at UNVIL from 2,000' to 3,000' for the RNAV GPS Y and ILS approaches to Runway 19
- **14 CFR Part 150 NCP Update**
 - Fly Quiet Program Annual Reports



Quiet Flying Program

Annual Report

2023



Fly Quiet Program

- **Annual Reports for 2022 and 2023 now available**
 - The Fly Quiet Program is designed to assist operators with abiding by TEB's mandatory noise regulations and recommended noise abatement practices to reduce the airport's noise profile.
 - Performance metrics are tracked and shared with the operator community in order to make TEB's noise program more visible and accessible
 - Operators who receive Good Neighbor Awards for meeting airport noise abatement goals are recognized in the Annual Report.
 - The Annual Report also highlights key metrics including jet aircraft "noise stage" data, usage of noise preferred flight procedures and usage of preferred nighttime noise abatement runways.
- **Annual reports can be found on the TEB Noise Office web page: <https://aircraftnoise.panynj.gov/teb-airport-noise-office/>**



Teterboro Aircraft Noise Abatement Advisory Committee
2024 Half Year Statistical Report
Presented by the TEB Noise Abatement Office

Gabriel Andino
Manager
Noise Abatement &
Environmental Compliance

Michael Fiscus
Asst. Manager
Noise Abatement &
Environmental Compliance

Alejandra Cabrera
Specialist
Noise Abatement &
Environmental Compliance

Operator and Community Outreach Regional Efforts

Activities Include:

- Exhibited at NBAA Regional Forum at Westchester County Airport
 - Allows us direct contact with flight planners, operators, and crew members.
- Met with Rutherford Girl Scouts pursuing Gold Awards as they actively seek solutions to noise issues and other community concerns.



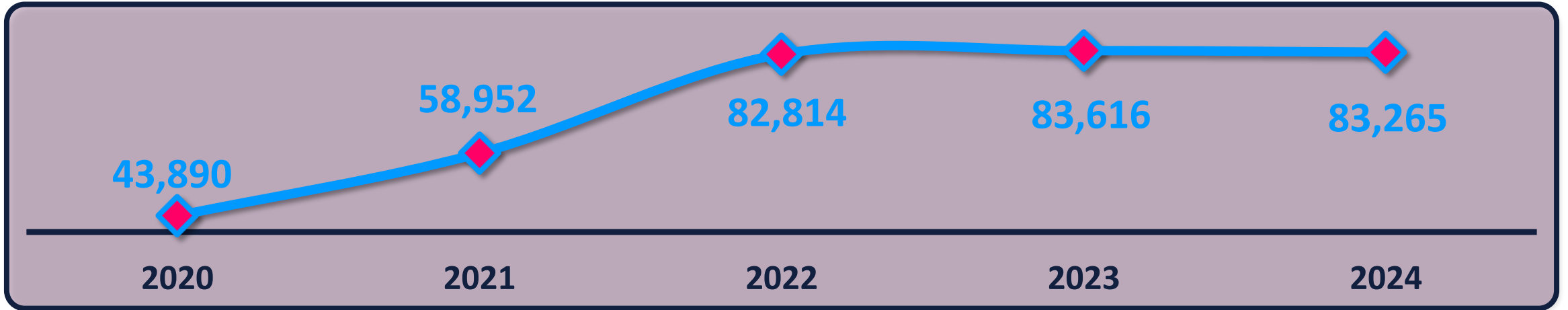
Building a Stronger Community:

Teterboro Airport Community Benefit Fund

- The Teterboro Airport Community Benefit Fund, awarded 10 scholarships to local graduating high school seniors pursuing careers in Aviation/Aeronautics or other STEM disciplines.
- Since its inception in 1986, the fund has been able to award more than \$313,000 to more than 270 students.
- The scholarships are selected by Guidance Department staff at the ten local public high schools surrounding Teterboro Airport.

Airport Activity Report

January – June 2024

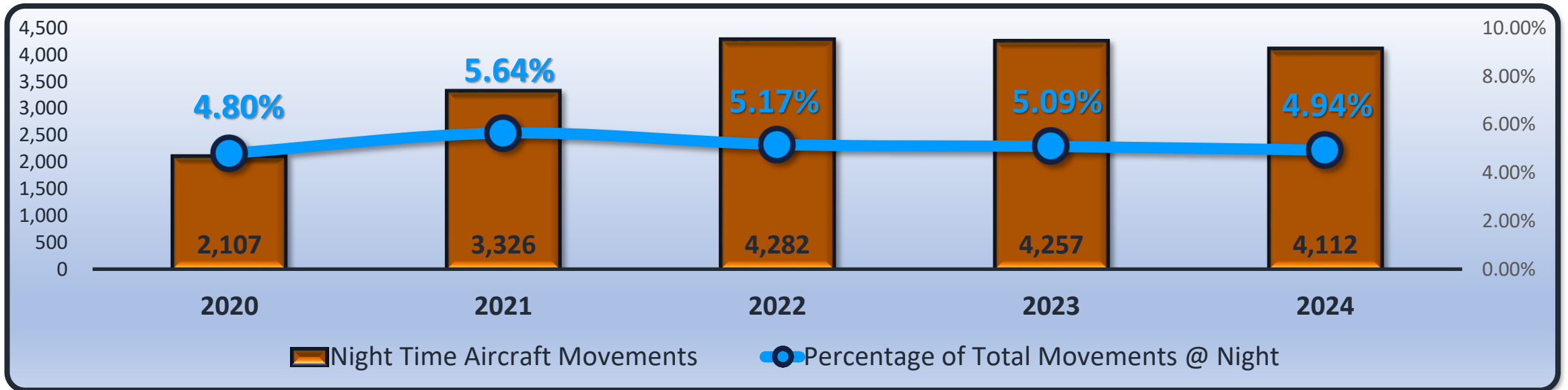


Movements	2020	2021	2022	2023	2024	2020/2021	2021/2022	2022/2023	2023/2024
Props	935	1,880	2,160	2,392	1,946	101.07%	14.89%	10.74%	-18.65%
Turbo-Props	2,699	4,019	5,993	5,705	5,339	48.91%	49.12%	-4.81%	-6.42%
Helicopters	1,509	1,429	2,456	2,857	2,802	-5.30%	71.87%	16.33	-1.93%
Jets	38,590	51,392	71,920	72,317	72,930	33.17%	39.94%	0.55%	0.85%
Totals:	43,890	58,952	82,814	83,616	83,265	34.32%	40.48%	0.97%	-0.42%

❖ Total Aircraft Movements are Inclusive of Missed Approaches and Aborted Take-Offs.

Airport Activity Report

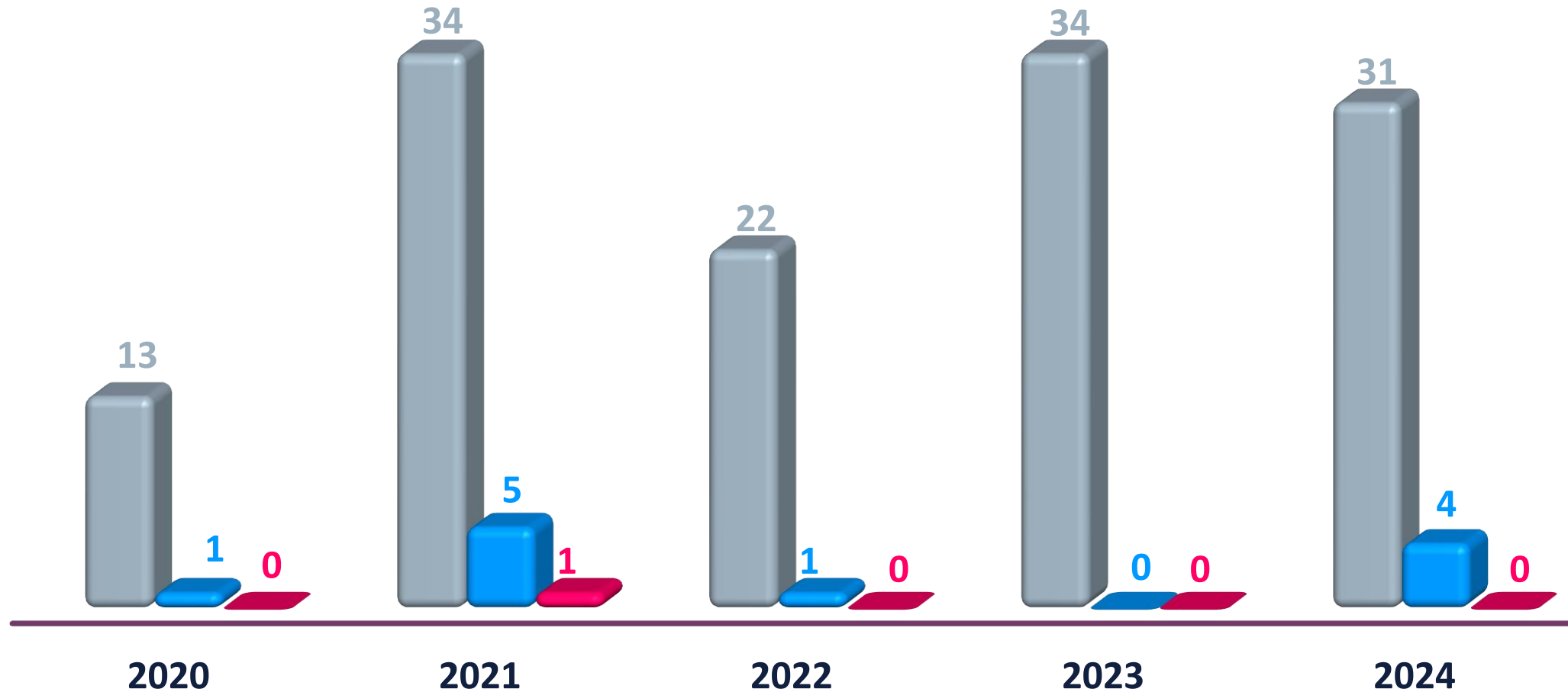
January – June 2024 (11:00p.m. – 6:00a.m.)



Year	Nighttime Aircraft Movements	Total Aircraft Movements	% of Total Movements at Night
2020	2,107	43,890	4.80%
2021	3,326	58,952	5.64%
2022	4,282	82,814	5.17%
2023	4,257	83,616	5.09%
2024	4,112	83,265	4.94%

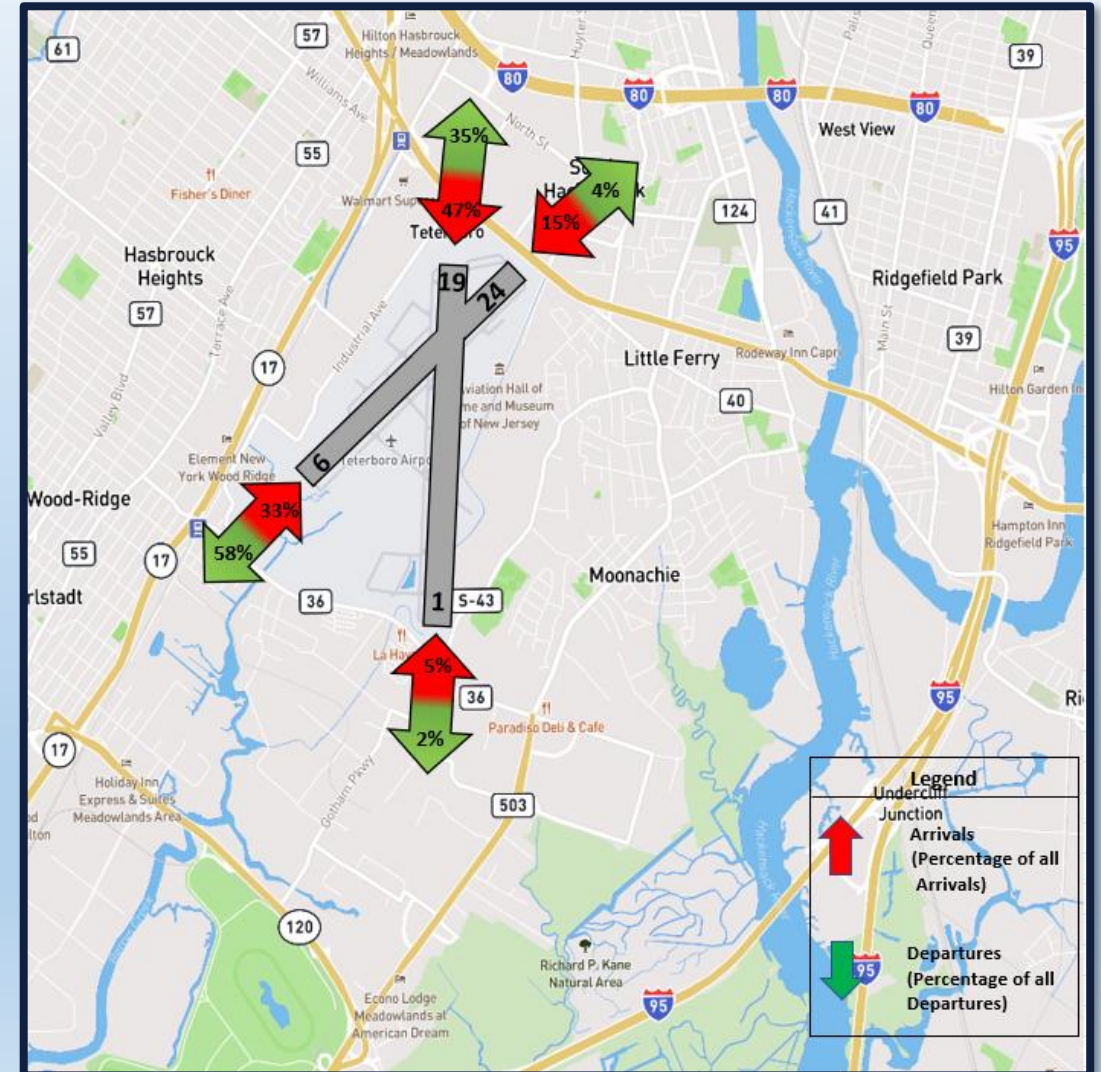
Noise Violations

January – June 2024



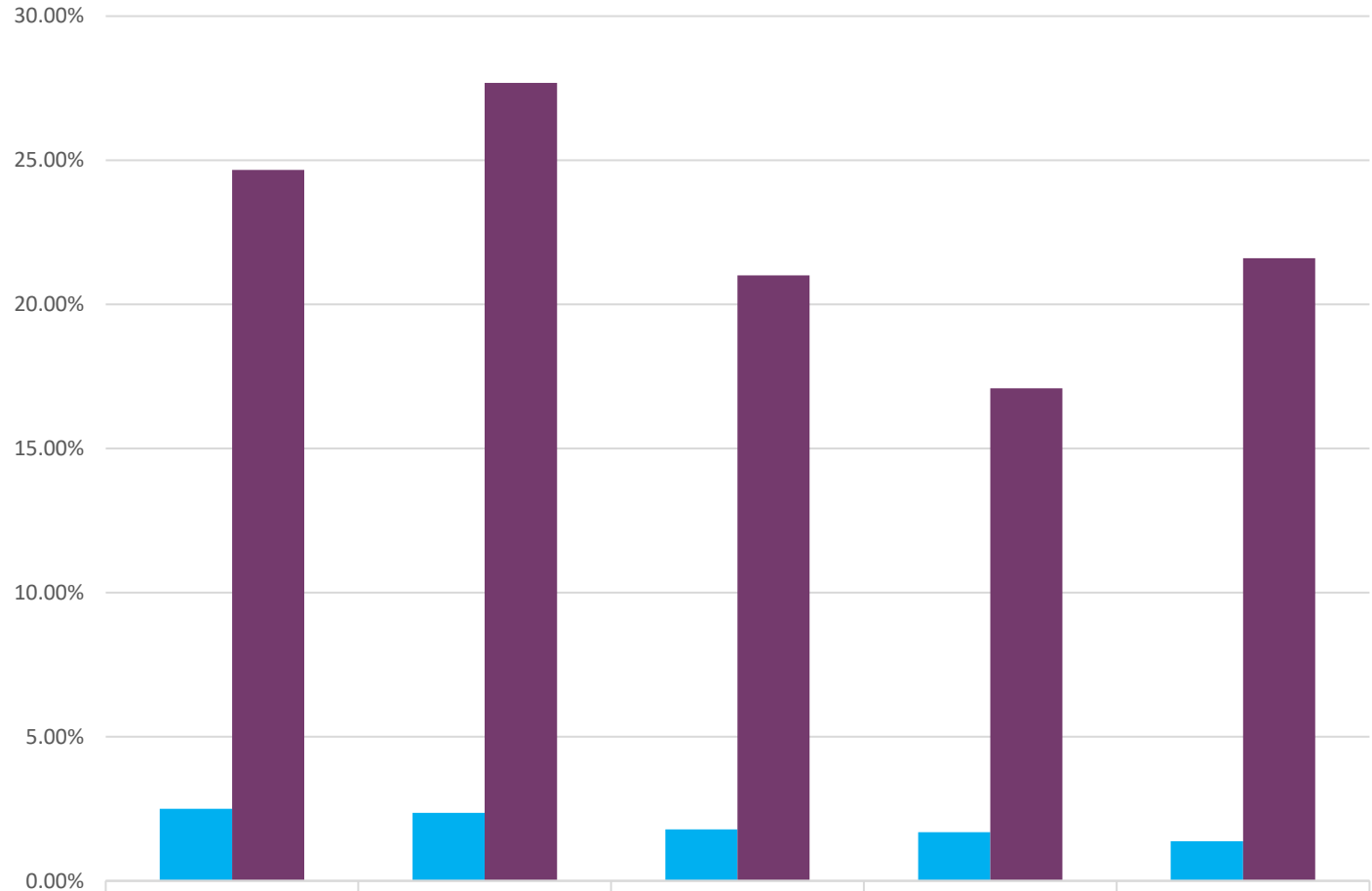
Runway Utilization January – June 2024

		Arrivals		Departures	
Runways	1	1,833	4.55%	13,964	34.70%
	19	18,787	46.64%	949	2.36%
	6	13,483	33.47%	1,800	4.47%
	24	6,176	15.33%	23,533	58.47%
		40,279		40,246	
Helicopter Routes	N	89	6.55%	97	7.16%
	E	214	15.75%	197	14.54%
	S	955	70.27%	984	72.62%
	W	101	7.43%	77	5.68%
		1,359		1,355	



RNAV (GPS) X Runway 19 Offset Approach Utilization

Quarter Year	RWY 19 Arrivals (All Hours)	RNAV (GPS) X Arrivals (All Hours)	RWY 19 Arrivals (2200 - 0700)	RNAV (GPS) X Arrivals (2200 - 0700)
2Q 2023	12,025	301	1,196	295
3Q 2023	10,049	237	849	235
4Q 2023	11,637	208	971	204
1Q 2024	6,895	117	667	114
2Q 2024	11,398	157	713	154



	2Q 2023	3Q 2023	4Q 2023	1Q 2024	2Q 2024
■ % of RNAV (GPS) X Arrivals (RWY 19 All Hours)	2.50%	2.36%	1.79%	1.70%	1.38%
■ % of RNAV (GPS) X Arrivals (RWY 19 10:00 PM - 7:00 AM)	24.67%	27.68%	21.01%	17.09%	21.60%

Availability of the RNAV (GPS) X Runway 19 approach is dependent on several factors including weather, visibility, and air traffic volume.

DNL(A) Jan. – Jun. 2024

■ DNL(A) = Day/Night Aircraft Noise Average

RMS 102	
Hamilton St.-Hasbrouck Hts.	
2023	35.3
2024	35.8
2023/2024:	+0.5

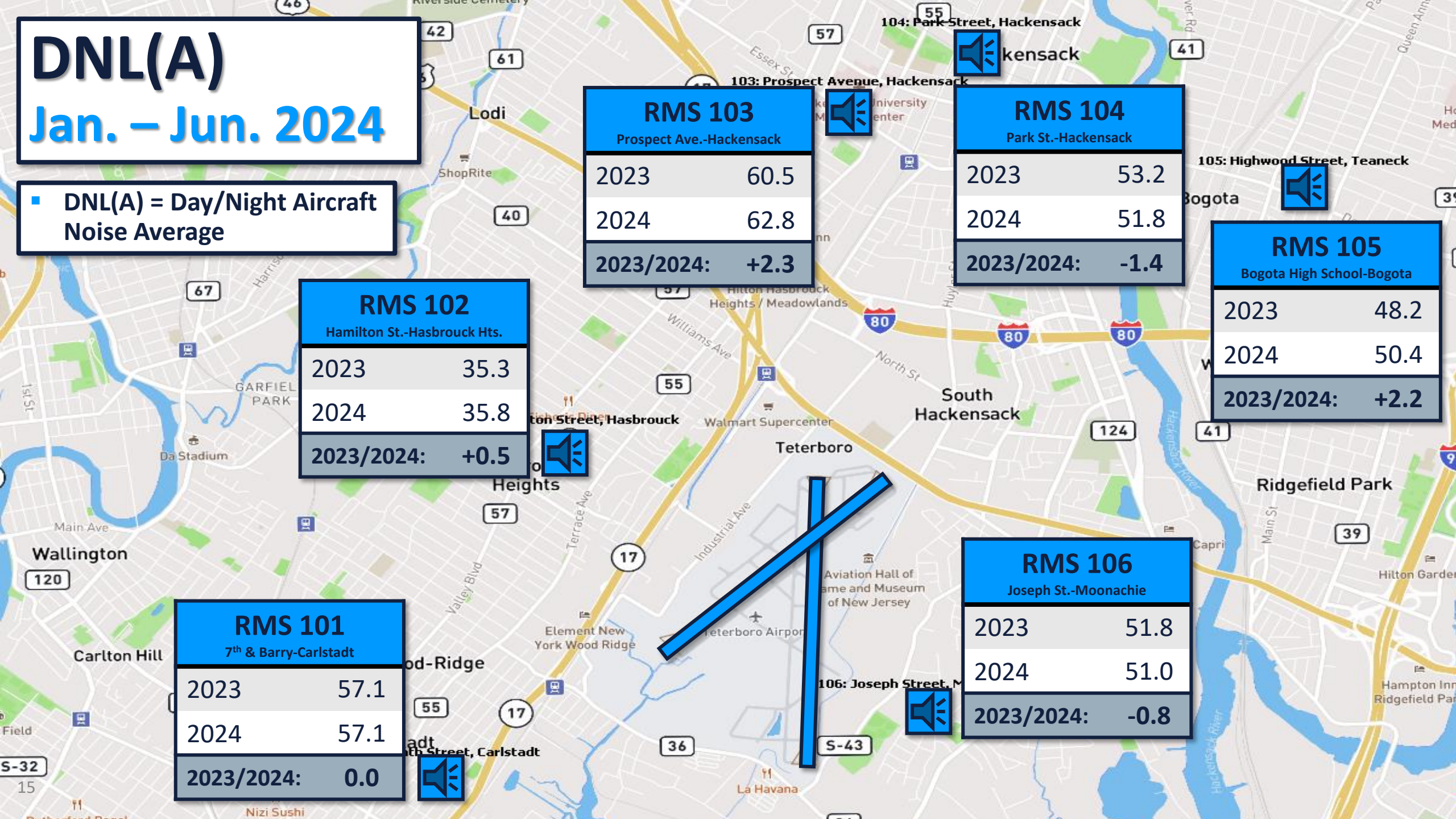
RMS 101	
7th & Barry-Carlstadt	
2023	57.1
2024	57.1
2023/2024:	0.0

RMS 103	
Prospect Ave.-Hackensack	
2023	60.5
2024	62.8
2023/2024:	+2.3

RMS 104	
Park St.-Hackensack	
2023	53.2
2024	51.8
2023/2024:	-1.4

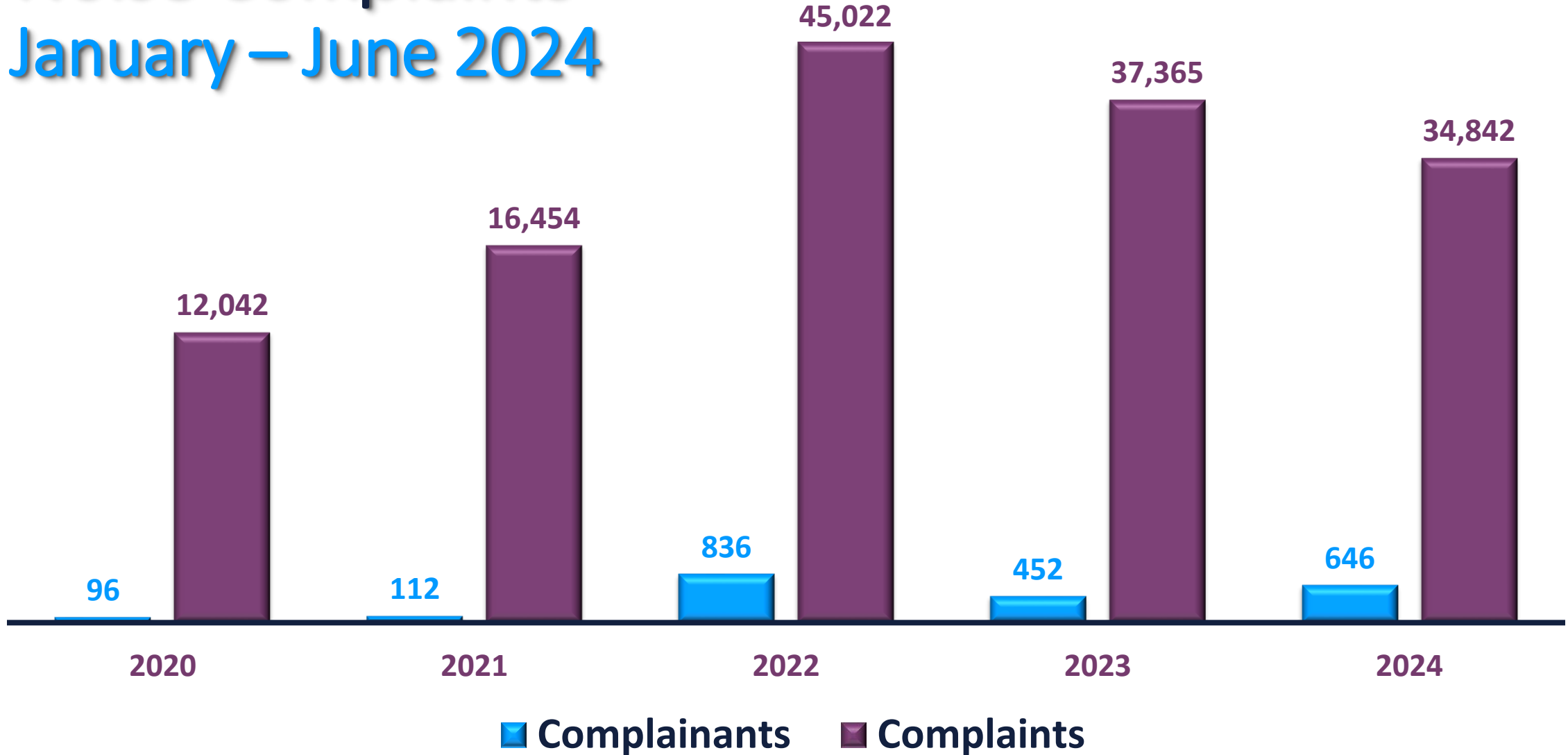
RMS 105	
Bogota High School-Bogota	
2023	48.2
2024	50.4
2023/2024:	+2.2

RMS 106	
Joseph St.-Moonachie	
2023	51.8
2024	51.0
2023/2024:	-0.8



Noise Complaints

January – June 2024

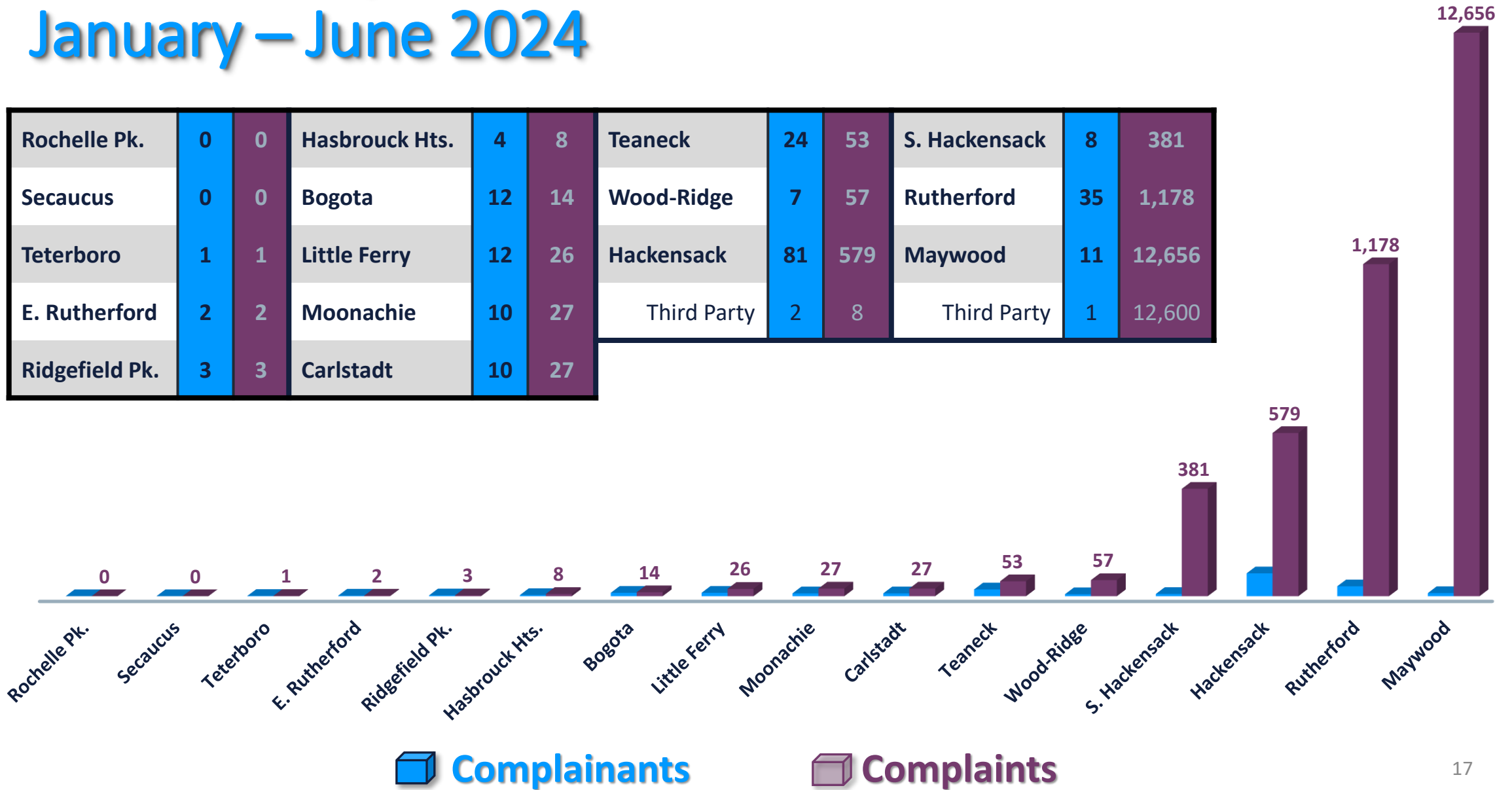


■ Third Party Applications Logged 18,352 Complaints from 22 Callers January thru June 2024.

Noise Complaints: TANAAC Members

January – June 2024

Rochelle Pk.	0	0	Hasbrouck Hts.	4	8	Teaneck	24	53	S. Hackensack	8	381
Secaucus	0	0	Bogota	12	14	Wood-Ridge	7	57	Rutherford	35	1,178
Teterboro	1	1	Little Ferry	12	26	Hackensack	81	579	Maywood	11	12,656
E. Rutherford	2	2	Moonachie	10	27	Third Party	2	8	Third Party	1	12,600
Ridgefield Pk.	3	3	Carlstadt	10	27						



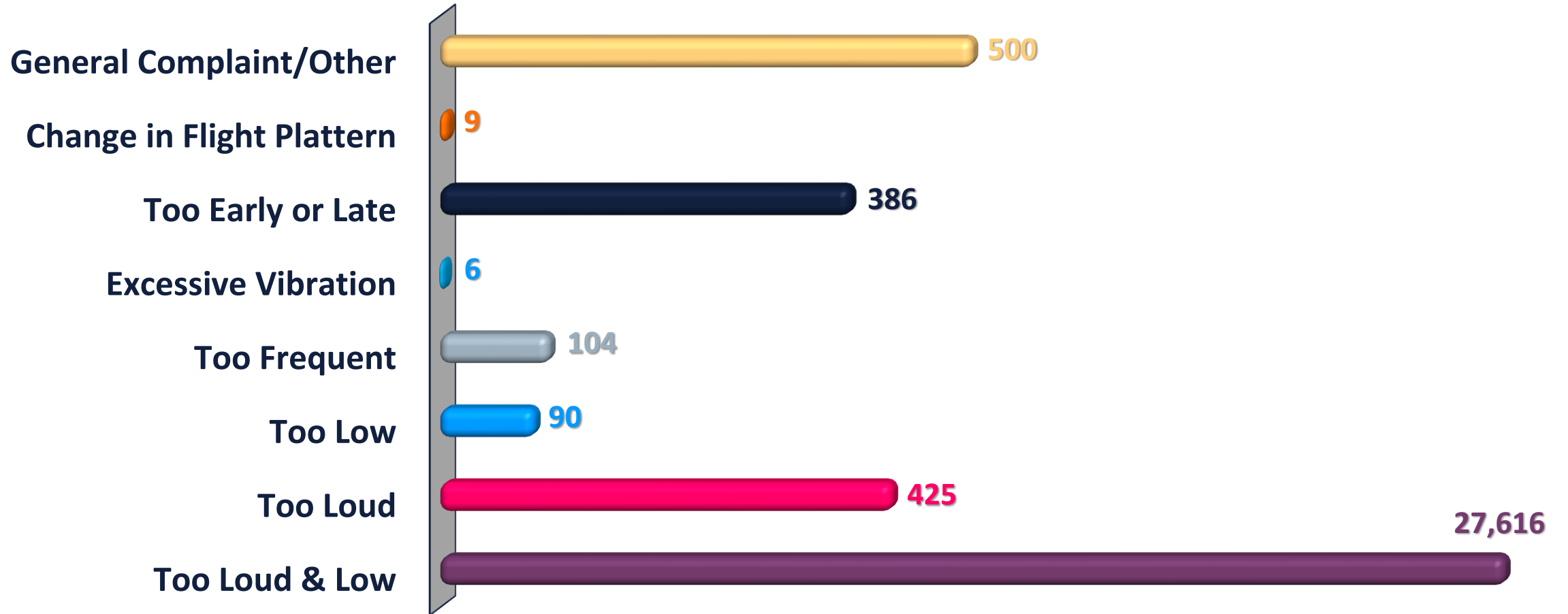
Noise Complaints: Non-TANAAC Jan. – Jun. 2024

Allendale	3	4	Fair Lawn	1	2	New Hyde Park	1	1	South Salem	2	35
Belleville	4	58	Forest Hills	1	4	New York	1	1	Third Party	2	35
Bergenfield	6	13	Fort Lee	4	23	Newark	18	11,833	Stanhope	12	63
Bloomfield	3	4	Franklin Lakes	2	93	Newfoundland	1	1	Third Party	1	21
Third Party	1	1	Third Party	2	82	North Arlington	1	1	Tenafly	40	1,809
Boonton	1	1	Glen Ridge	2	2	North Bergen	3	5	Third Party	2	1,761
Branchburg	3	1,105	Hardwick	1	1	North Haledon	2	2	Upper Saddle River	17	145
Third Party	1	1,089	Harrington Park	2	2	Norwood	9	13	Third Party	3	97
Cedar Grove	1	1	Hayworth	1	1	Nutley	5	5	Valley Stream	1	2
Chatham	1	1	Hewitt	1	80	Old Tappan	5	7	Washington	4	4
Closter	7	21	Hillsdale	7	11	Oradell	1	12	Washington Twp.	5	52
Cresskill	58	3,070	Lyndhurst	4	43	Paramus	4	8	Wayne	2	2
Third Party	2	2,605	Third Party	1	1	Park Ridge	15	35	West Orange	2	25
Demarest	31	105	Mahwah	21	80	Purchase	2	11	Westwood	8	10
Dumont	4	5	Maplewood	3	4	Third Party	2	11	Woodcliff Lake	28	132
Edgewater	2	67	Midland Park	1	1	River Edge	1	1	Third Party	2	41
Emerson	14	319	Montclair	3	3	Rivervale	21	69	Wurtsboro	3	3
Englewood	1	2	Montvale	3	6	Saddle River	1	2	Wyckoff	4	8
Englewood Cliffs	1	1	Morristown	10	400						

 **Complaints**  **Complainants**

Noise Complaints: Nature of Disturbance

January – June 2024



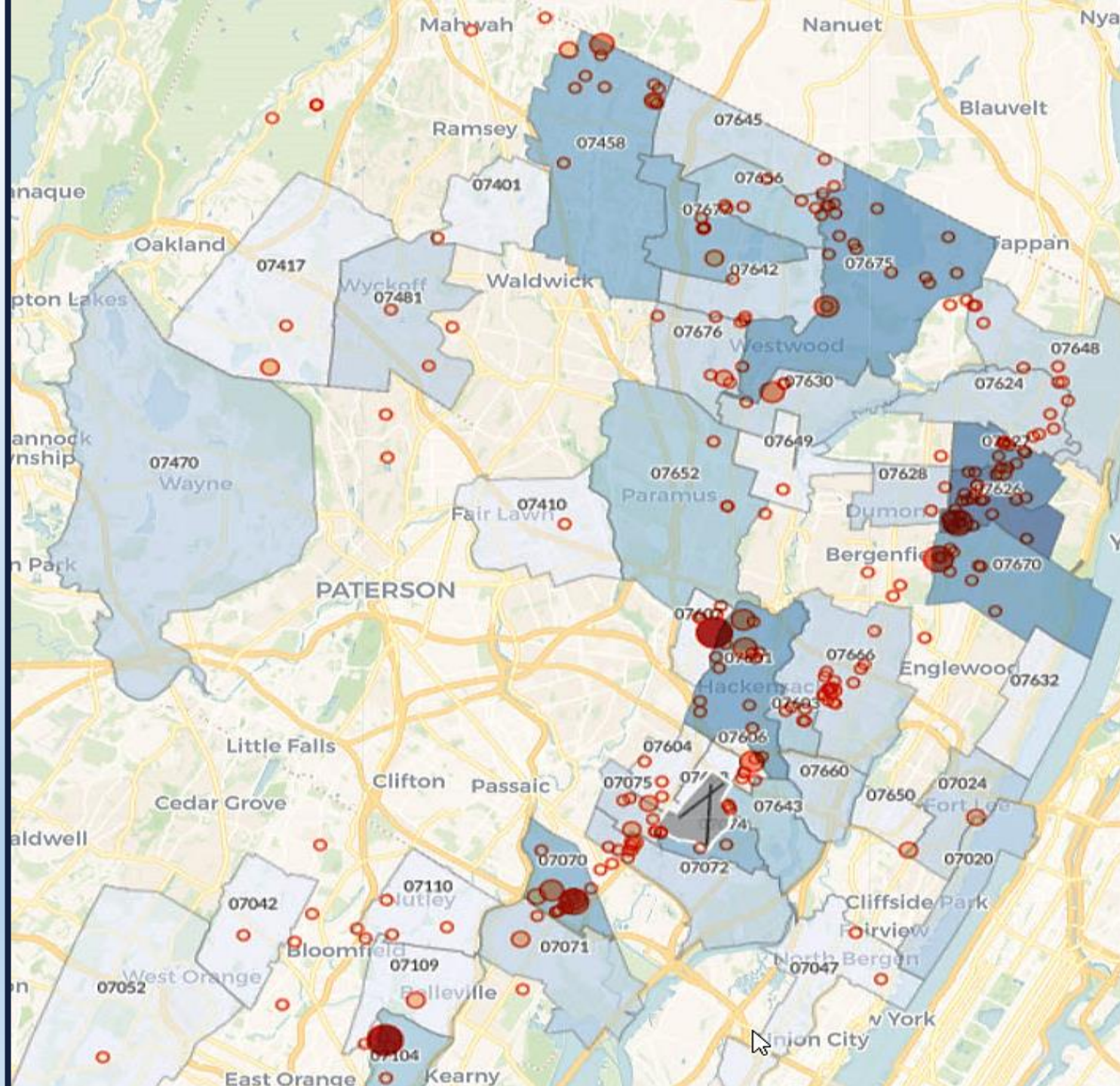
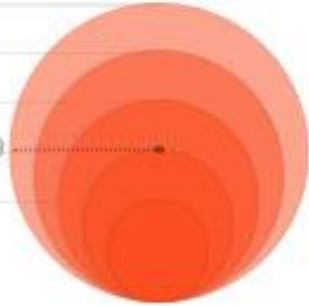
Regional Complaints

2nd Quarter 2024

KTEB Q2 2024

7.4k
1.3k
317
36
12

AVG: 68.9



Committee Member Comments / Questions



General Discussion / Questions



Thank you for your Attendance



**THE NEXT TANAAC MEETING IS SCHEDULED
FOR OCTOBER 30, 2024**