



TETERBORO AIRCRAFT NOISE ABATEMENT ADVISORY COMMITTEE

2016 HALF YEAR REPORT

Gabriel Andino
Manager – Noise Abatement
and Environmental
Compliance

Michael Fiscus
Asst. Manager – Noise
Abatement and
Environmental Compliance

Dan Gardon
Specialist – Noise
Abatement and
Environmental Compliance

**TETERBORO
AIRCRAFT
NOISE
ABATEMENT
ADVISORY
COMMITTEE**

- 1.) Introduction**
- 2.) Old Business**
 - **Runway 19 Charted Visual Approach**
 - **14 CFR Part 150 Study**
- 3.) New Business**
 - **Optimization Study**
- 4.) Noise Abatement Manager's Half Year Report**
 - **Aircraft Activity**
 - **Noise Readings**
 - **Noise Complaints**
 - **Violation Letters**
- 5.) Committee Members' Proposals**
- 6.) General Discussion**
- 7.) Adjournment and Barbeque**

July 27, 2016

OLD BUSINESS

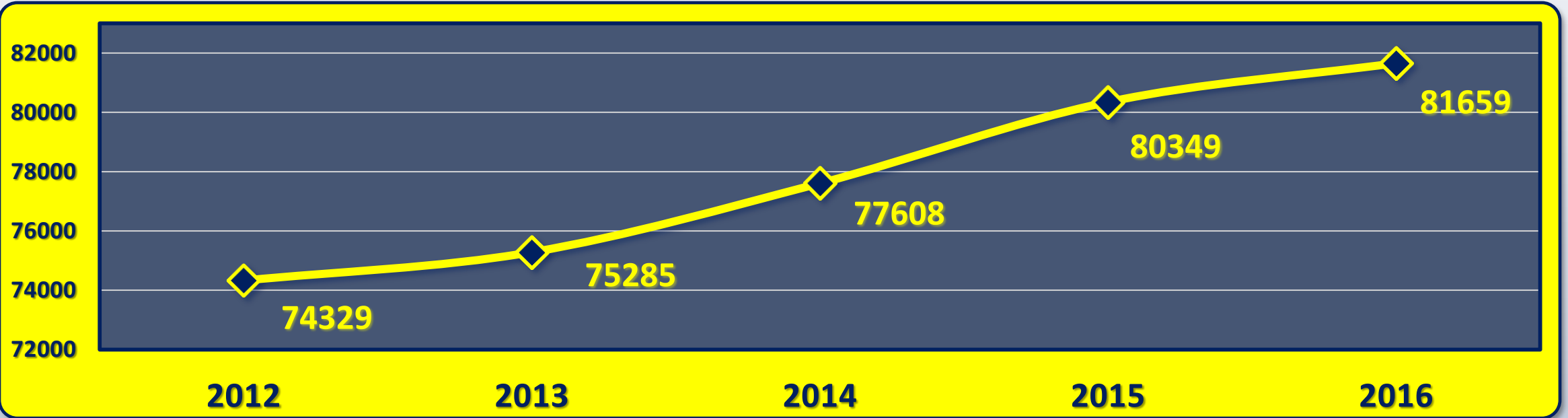
- 
- A white and blue twin-engine turboprop aircraft is shown on a runway at dusk. The aircraft is viewed from a low angle, highlighting its high-wing configuration and T-tail. The runway is marked with yellow lines and a red '19' in the foreground. The background shows a grassy field and a clear sky with some light clouds.
- 1.) Runway 19 Charted Visual Approach
 - 2.) 14 CFR Part 150 Study Update

NEW BUSINESS



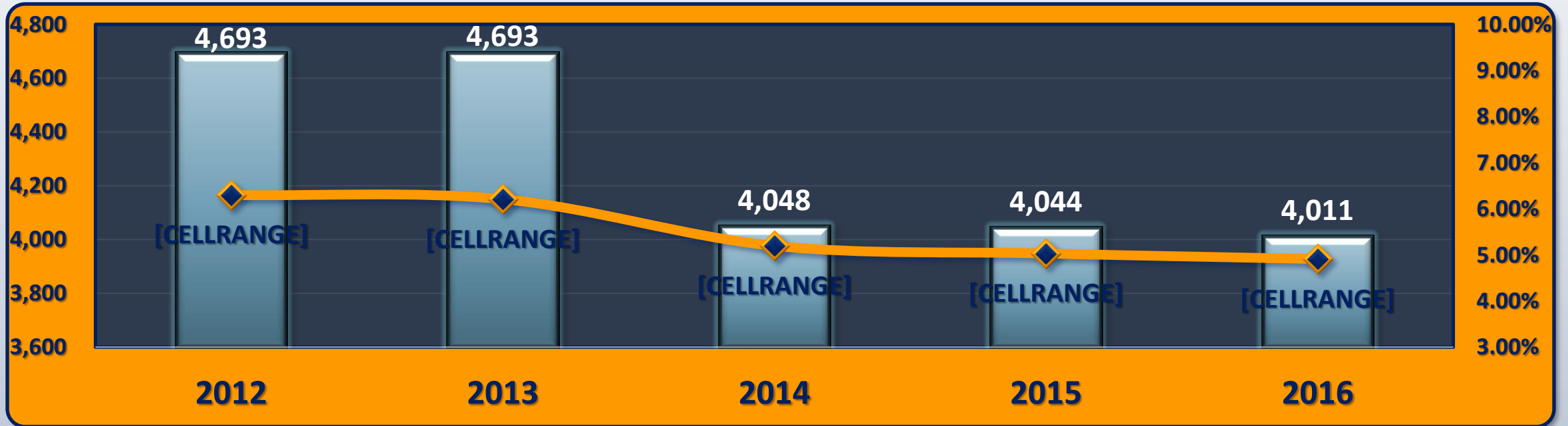
1.) Optimization Study

AIRPORT ACTIVITY REPORT – HALF YEAR



	Movements					Change			
	2012	2013	2014	2015	2016	2012/2013	2013/2014	2014/2015	2015/2016
Props	4,507	3,189	2,661	2,692	2,712	-29.24%	-16.56%	1.16%	0.74%
Turbo-Props	5,392	5,019	5,152	5,664	6,290	-6.92%	2.65%	9.94%	11.05%
Helicopters	3,123	3,523	3,741	3,991	5,289	12.81%	6.19%	6.68%	32.52%
Jets	61,307	63,554	66,054	68,002	67,368	3.67%	3.93%	2.95%	-0.93%
Total	74,491	75,569	77,876	80,349	81,659	1.45%	3.09%	3.53%	1.63%

AIRPORT ACTIVITY REPORT: NIGHT TIME MOVEMENTS (11:00 P.M. - 6:00 A.M.)



Half Year	Night Time Aircraft Movements:	Total Aircraft Movements:	Percentage of Total Movements at Night:
2012	4,693	74,491	6.30%
2013	4,693	75,569	6.21%
2014	4,048	77,876	5.20%
2015	4,044	80,349	5.03%
2016	4,011	81,659	4.91%

LDN(A) OF THE NOISE SYSTEM: HALF YEAR 2016

RMS 102

2015	38.9
2016	37.2
Change:	-1.7

RMS 103

2015	62.7
2016	62.4
Change:	-0.3

RMS 104

2015	52.1
2016	52.1
Change:	N/A

RMS 105

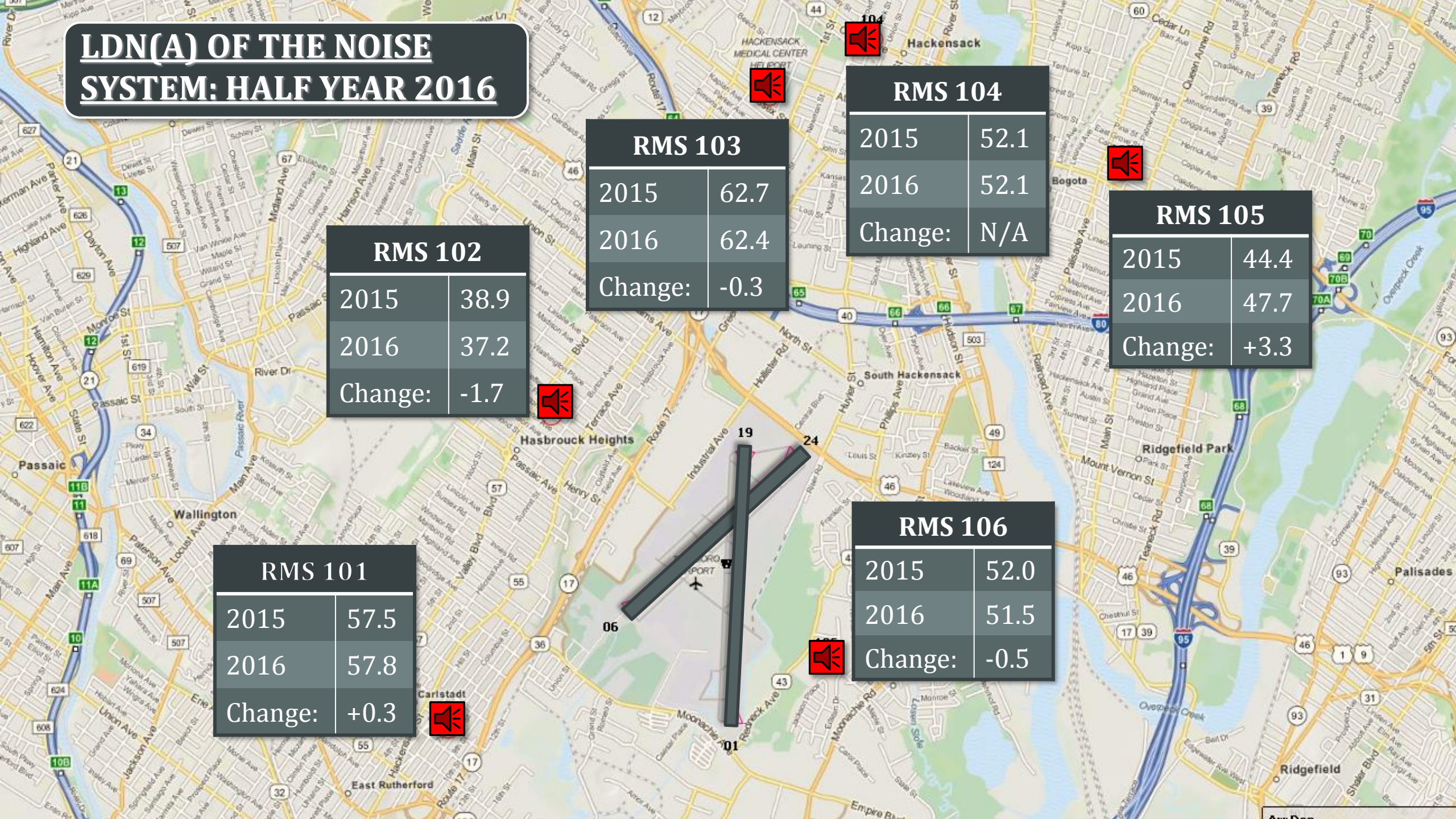
2015	44.4
2016	47.7
Change:	+3.3

RMS 101

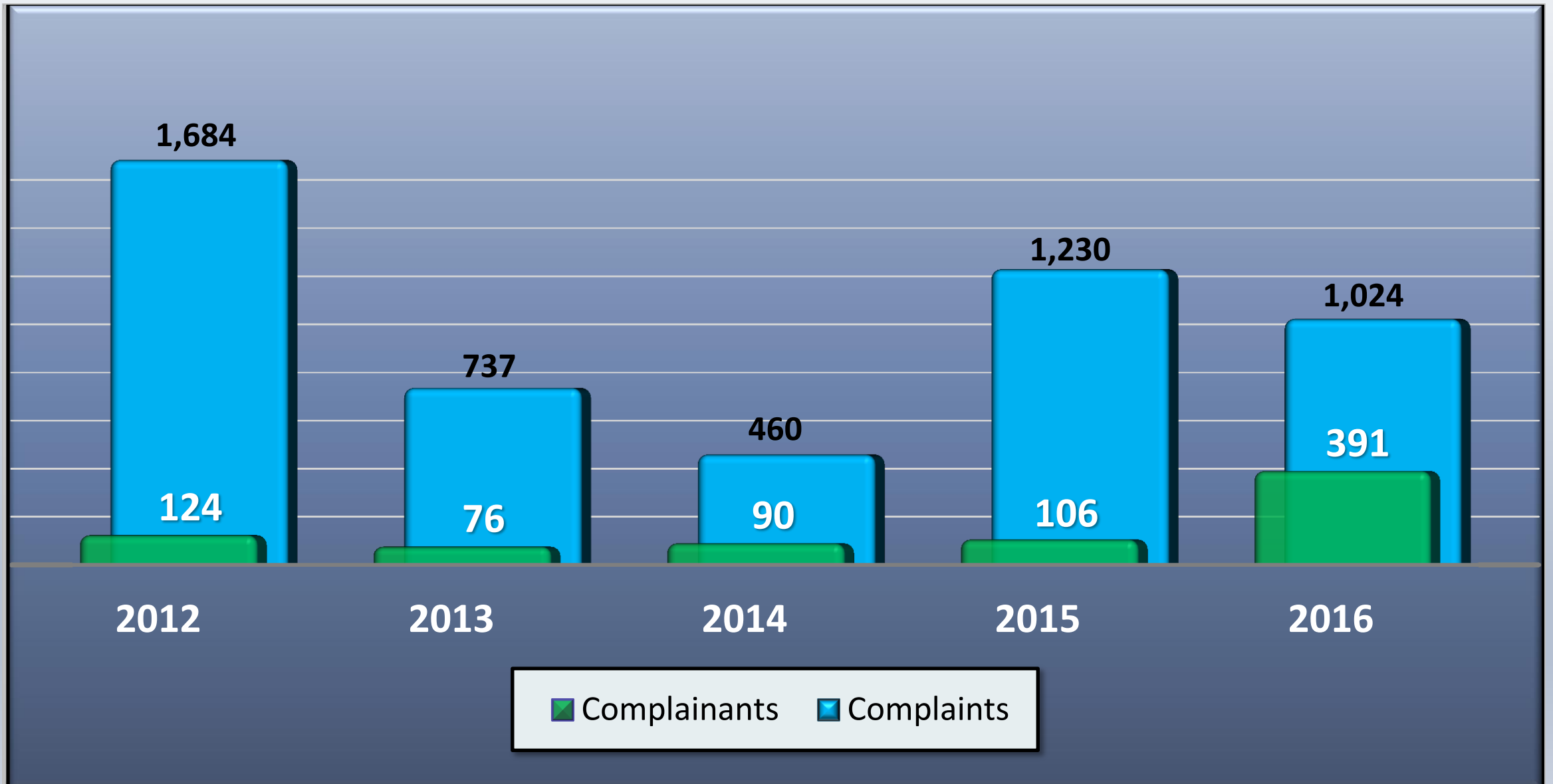
2015	57.5
2016	57.8
Change:	+0.3

RMS 106

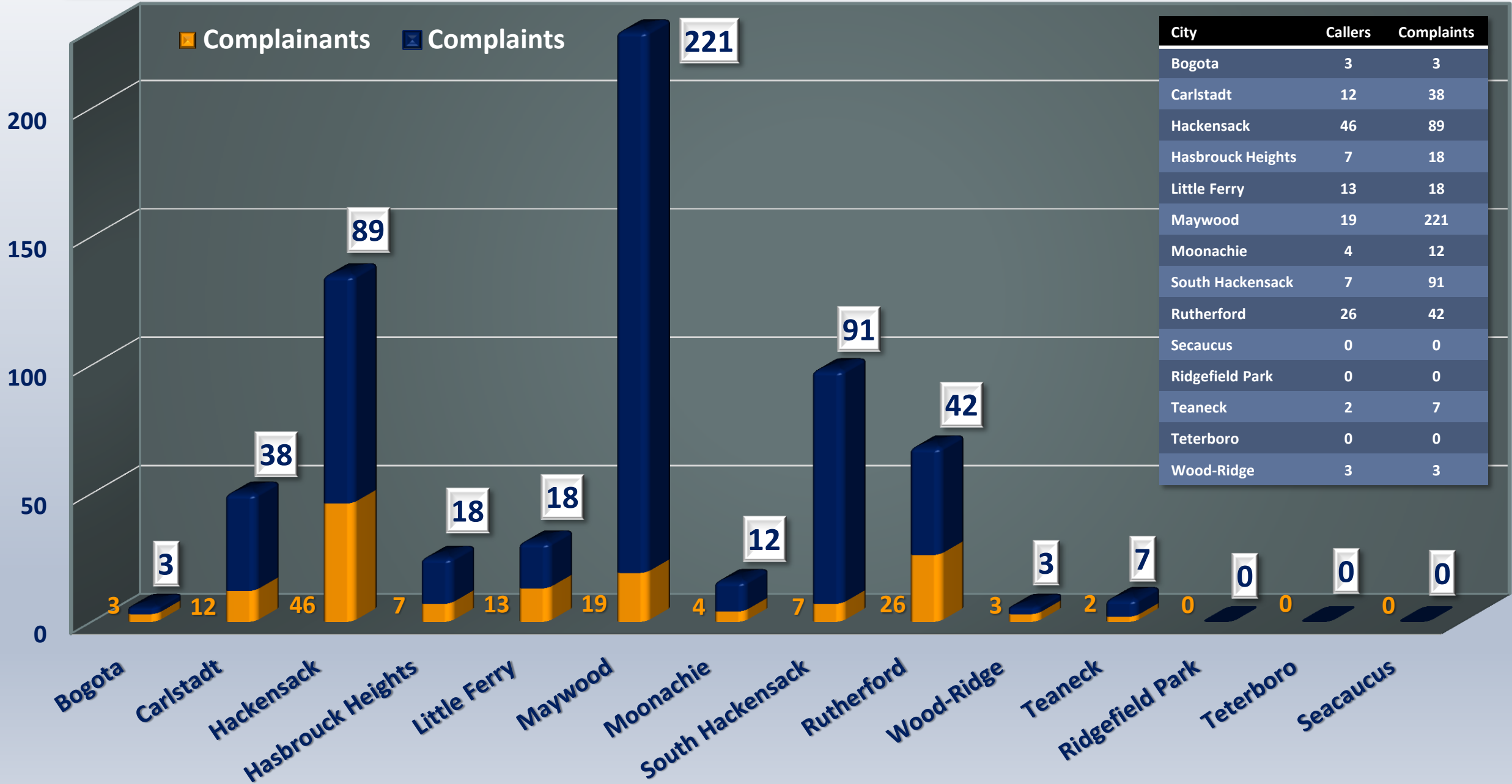
2015	52.0
2016	51.5
Change:	-0.5



NOISE COMPLAINTS – HALF YEAR 2016

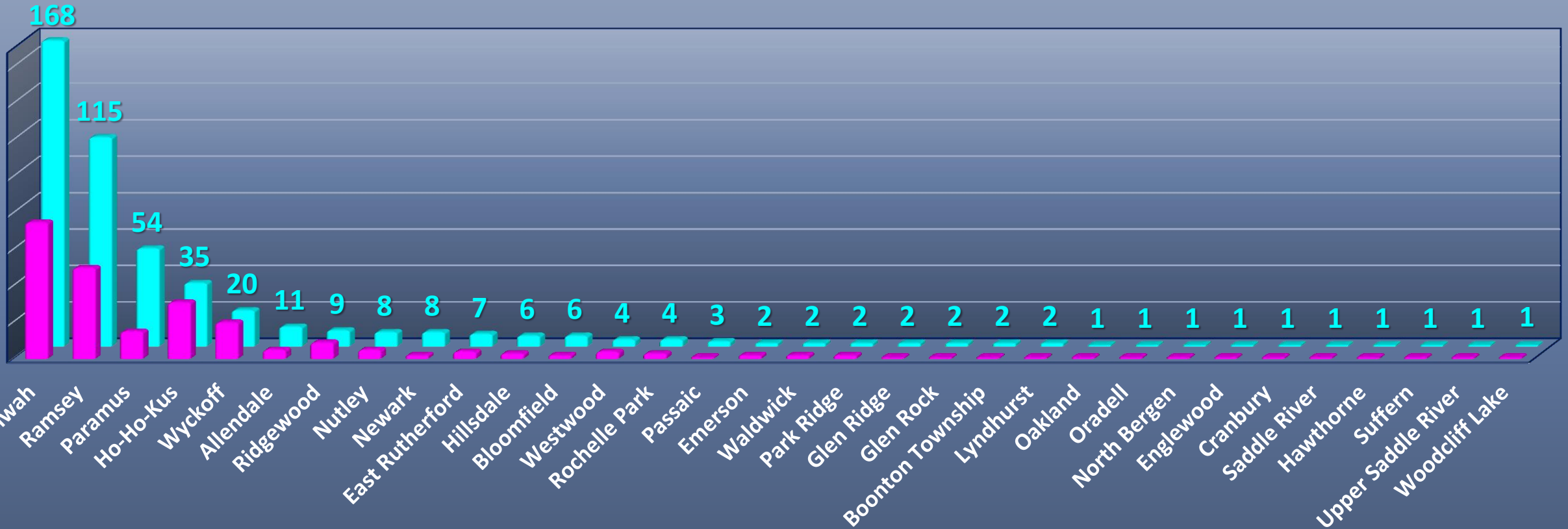


NOISE COMPLAINTS BY TANAAC TOWN (TANAAC MEMBERS) – HALF YEAR



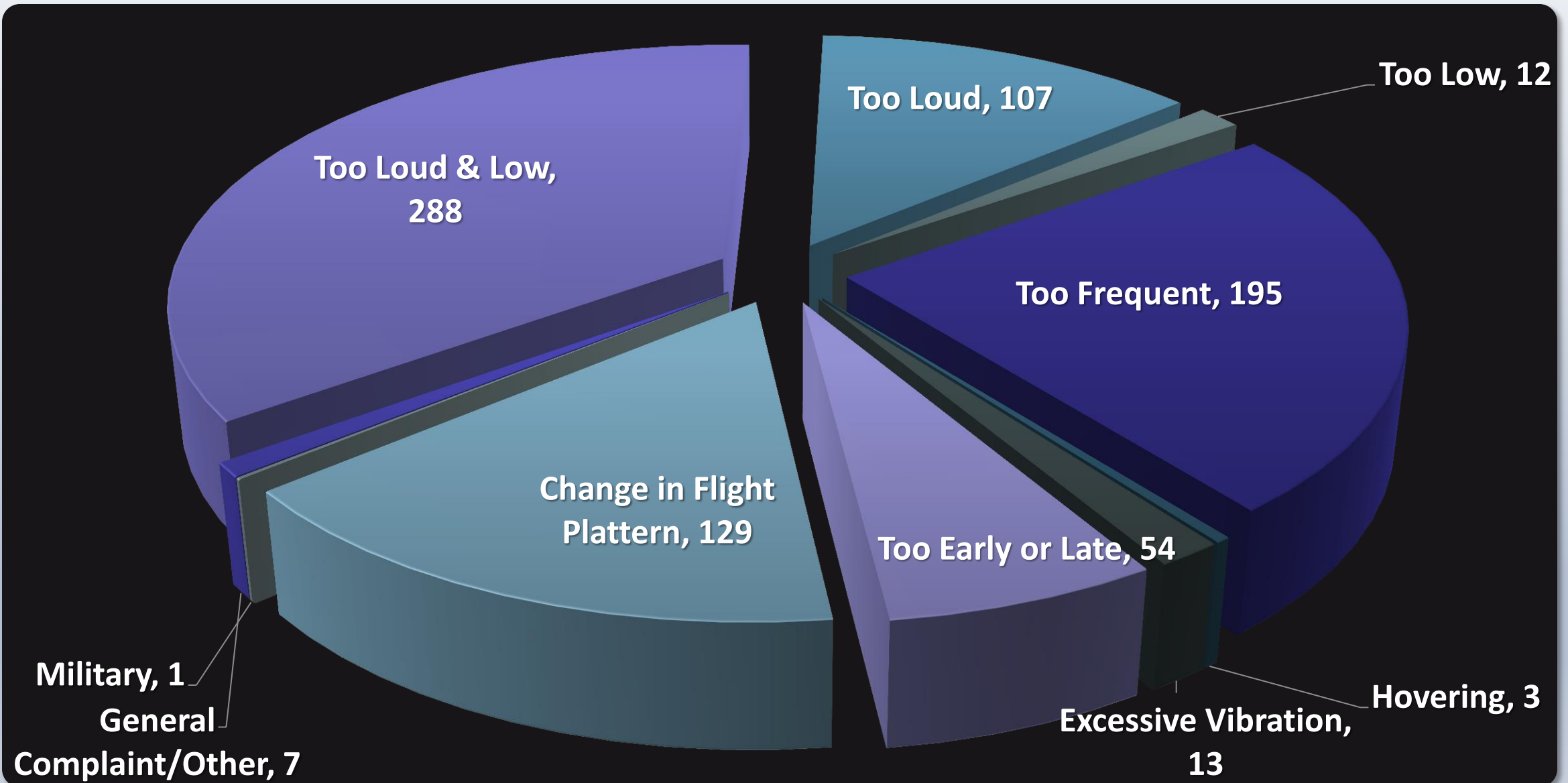
NOISE COMPLAINTS BY TOWN (NON-TANAAC MEMBERS) – HALF YEAR

Complainants Complaints

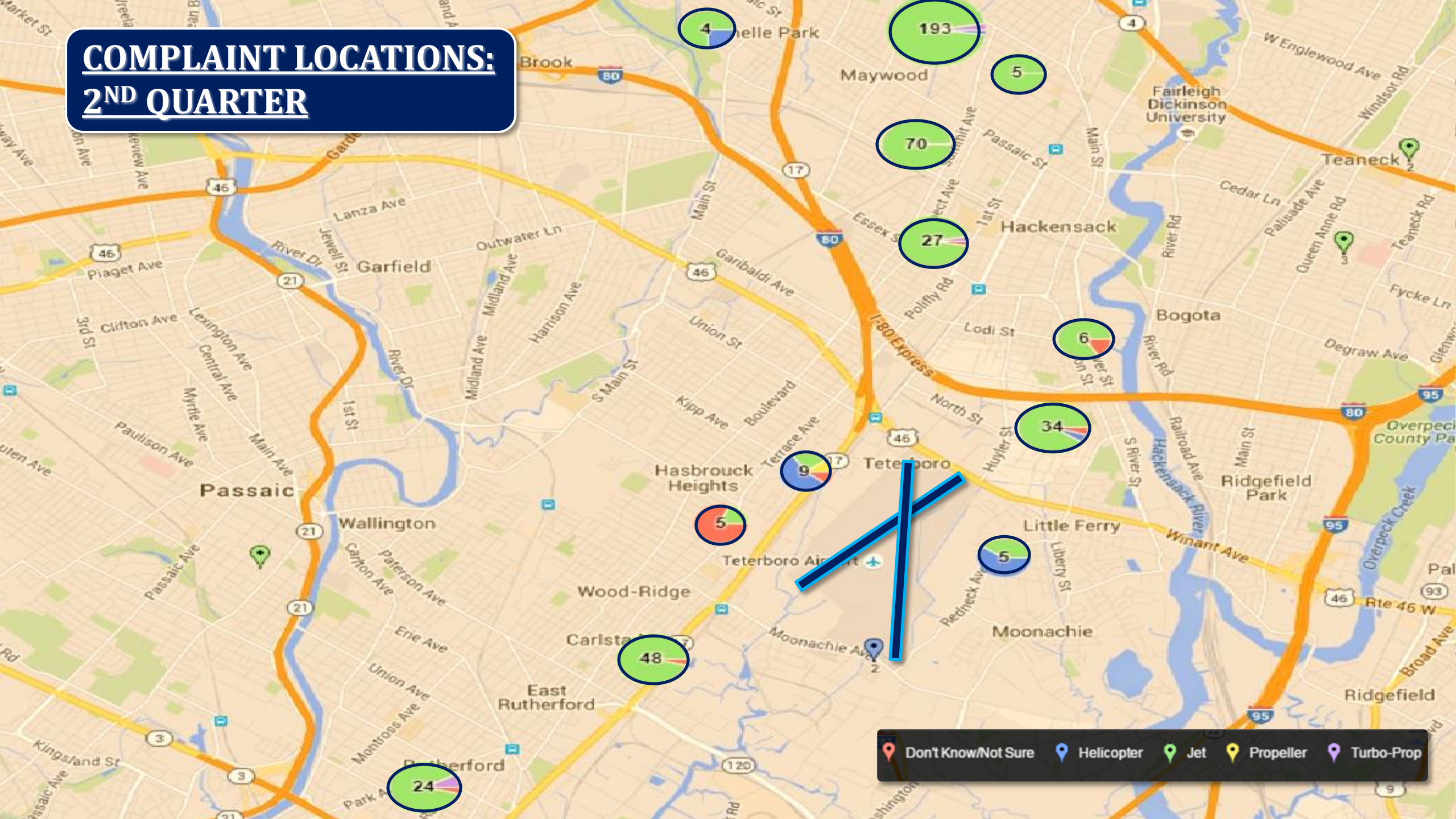


Mahwah	75	168	Wyckoff	20	20	Newark	2	8	Westwood	4	4	Waldwick	2	2	Boonton Township	1	2	North Bergen	1	1	Hawthorne	1	1
Ramsey	50	115	Allendale	5	11	East Rutherford	4	7	Rochelle Park	3	4	Park Ridge	2	2	Lyndhurst	1	2	Englewood	1	1	Suffern	1	1
Paramus	15	54	Ridgewood	9	9	Hillsdale	3	6	Passaic	1	3	Glen Ridge	1	2	Oakland	1	1	Cranbury	1	1	Upper Saddle River	1	1
Ho-Ho-Kus	31	35	Nutley	5	8	Bloomfield	2	6	Emerson	2	2	Glen Rock	1	2	Oradell	1	1	Saddle River	1	1	Woodcliff Lake	1	1

2nd Quarter Complaint Totals – Nature of Disturbance

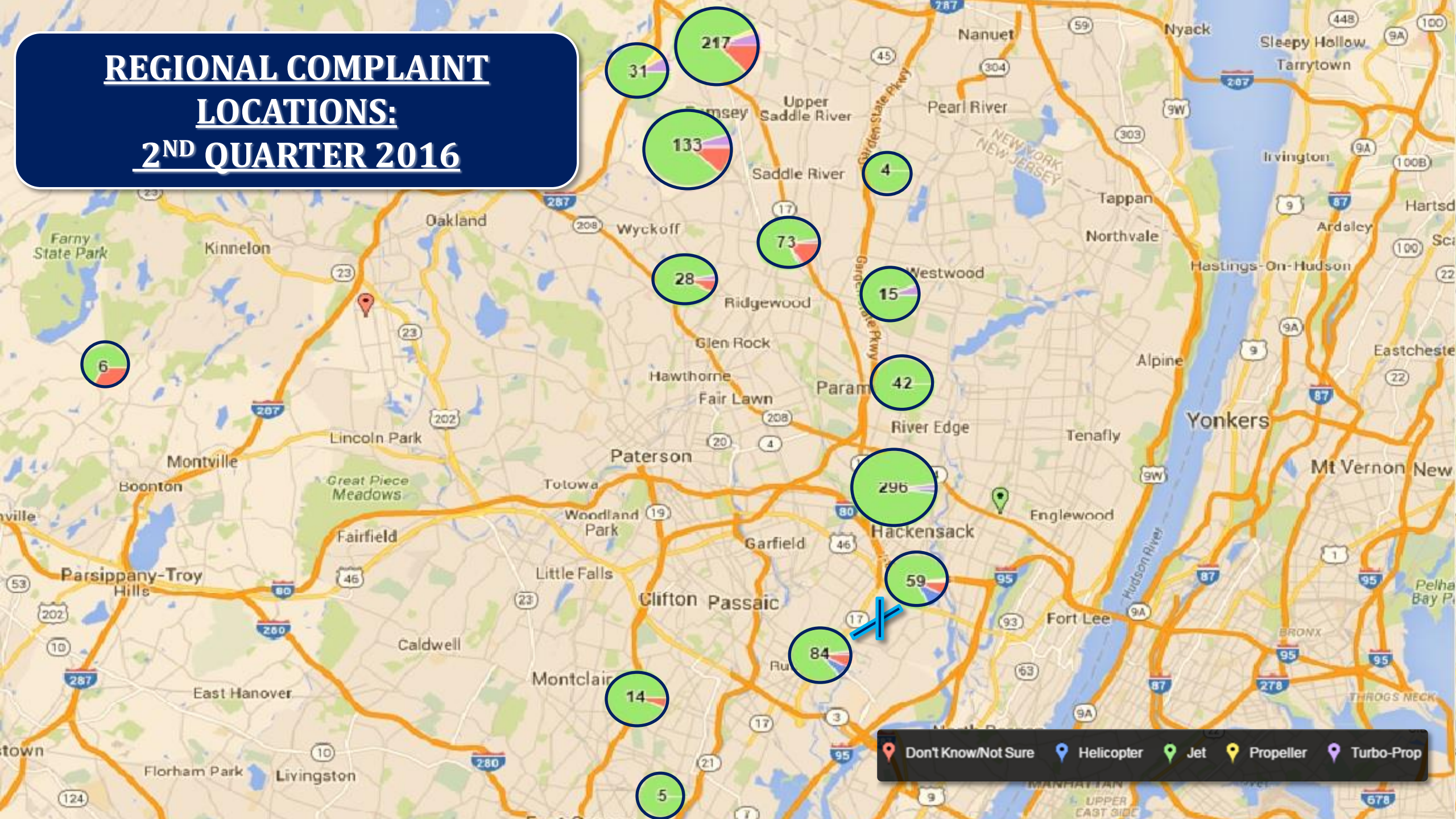


COMPLAINT LOCATIONS: 2ND QUARTER



- Don't Know/Not Sure
- Helicopter
- Jet
- Propeller
- Turbo-Prop

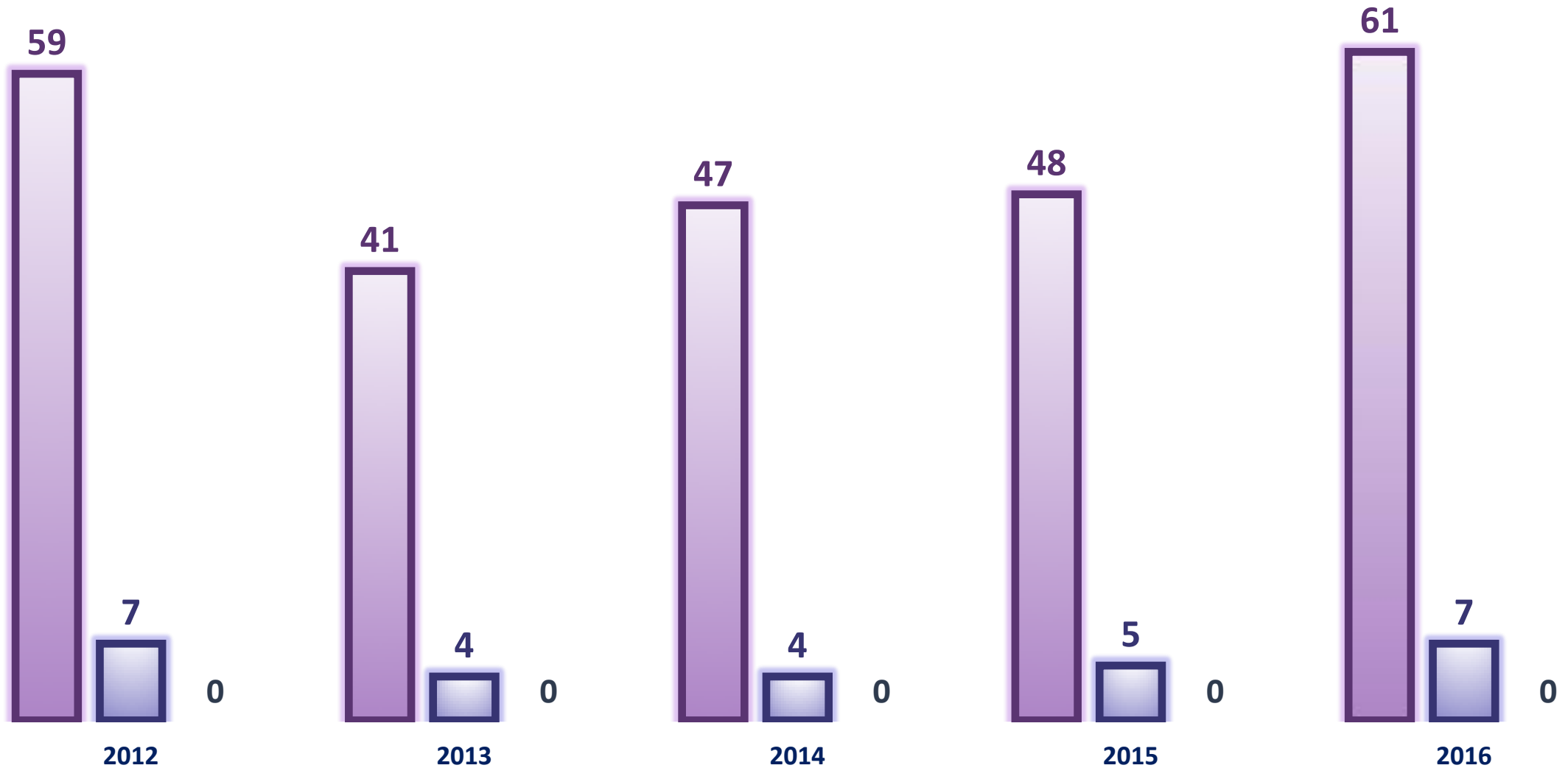
REGIONAL COMPLAINT LOCATIONS: 2ND QUARTER 2016



- Don't Know/Not Sure
- Helicopter
- Jet
- Propeller
- Turbo-Prop

AIRCRAFT NOISE VIOLATIONS – HALF YEAR

■ First Violation ■ Second Violation ■ Permission Withdrawn



THANK YOU FOR YOUR ATTENTION

We Look Forward to your Attendance at the Next Scheduled Meeting on:



Wednesday, October 27, 2016 at 7:00 p.m.