



Teterboro Aircraft Noise Abatement Advisory Committee
First Quarter 2024 Meeting
April 24, 2024



TANAAC Meeting Agenda

January 24, 2024

Welcome/Introduction	Paul Griffo - Borough of Rutherford / TANAAC Co-Chair Scott Marsh – Interim Airport Manager, Teterboro Airport / TANAAC Co-Chair – PA NY & NJ
Operations Update	Scott Marsh – Interim Airport Manager, Teterboro Airport – PA NY & NJ
New York Airspace / TEB Air Traffic Procedures Overview	Mary M. McCarthy – Director, New York Area Program Integration Office – Federal Aviation Administration
Old Business: <ul style="list-style-type: none"> ▪ Letter of Request to FAA for proposed noise abatement measures ▪ 14 CFR Part 150 NCP Update 	
Noise Office Statistical Report (1Q 2024): <ul style="list-style-type: none"> ▪ Aircraft Activity ▪ Aircraft Noise Violations ▪ Runway Utilization ▪ Runway 19 Offset Approach Utilization ▪ Measured Noise Levels ▪ Noise Complaints 	Gabriel Andino - Manager, Noise Abatement Office Teterboro Airport/Avports Michael Fiscus - Assistant Manager, Noise Abatement Office Teterboro Airport/Avports Alejandra Cabrera – Noise Abatement Specialist, Noise Abatement Office Teterboro Airport/Avports
Committee Comments / Questions	
General Discussion / Questions	

TEB Airport Operations Update

Scott Marsh – Interim Airport Manager



Operations Update:

Runway 1/19 Rehabilitation: 2024-2025

Stormwater Drainage System Rehabilitation: 2024-2025

Hours of Work and Closures

- Runway 1/19 Overnight Closures (April 2024 thru April 2025):
 - Weekdays 10:30p.m. to 6:30a.m. the following morning
- Runway 1/19 weekend Closures:
 - 38-hour closures – Friday 10:00p.m. to noon Sunday
- Airport Weekend Closures:
 - 12-hour closures – Sunday 12:01a.m. to noon Sunday (July 6, 2024 – September 1, 2024; up to 7)

New York Airspace / TEB Air Traffic Procedures Overview

HIS HELICOPTER MUST BE OPERATED IN COMPLIANCE WITH THE OPERATING LIMITATIONS SPECIFIED IN THE APPROVED HELICOPTER FLIGHT MANUAL.


MINIMUM COCKPIT WEIGHT 170 LBS.

SELECTIVE PASSENGER LOADING

WHEN BOTH CREW SEATS ARE OCCUPIED ONLY ONE (1) MID-PASSENGER IS PERMITTED UNLESS THERE ARE TWO (2) PASSENGERS.

WHEN ONLY ONE (1) CREW SEAT IS OCCUPIED NO MORE THAN TWO (2) AFT PASSENGERS ARE PERMITTED UNLESS THERE IS ONE (1) MID-PASSENGER.

ABOVE 4,150 LB SW ALTERNATE PASSENGER LOADING FROM SIDE TO SIDE REFER TO RPM WEIGHT AND BALANCE FOR ADDITIONAL LOADING INFORMATION.



TETERBORO AIRPORT

Air Traffic Control System



**Federal Aviation
Administration**



Old Business

- **Letter of Request to FAA**
 - Offset Approach to Runway 06
 - Implement a published approach procedure to Runway 01
 - Increase usage of the RNAV GPS X Approach to Runway 19 during daylight hours on Saturdays and Sundays.
 - Increase aircraft altitude at UNVIL from 2,000' to 3,000' for the RNAV GPS Y and ILS approaches to Runway 19
- **14 CFR Part 150 NCP Update**



Teterboro Aircraft Noise Abatement Advisory Committee
2024 First Quarter Statistical Report
Presented by the TEB Noise Abatement Office

Gabriel Andino
Manager
Noise Abatement &
Environmental Compliance

Michael Fiscus
Asst. Manager
Noise Abatement &
Environmental Compliance

Alejandra Cabrera
Specialist
Noise Abatement &
Environmental Compliance

Operator Outreach Regional and National Efforts


Activities Include:

- Exhibited at NBAA
Schedulers and
Dispatcher's Conference
 - Allows us direct contact with
flight planners, operators, and
crew members.
- Presentation at quarterly
Teterboro Users Group
(TUG) meeting



Airport Activity Report

1st Quarter 2024

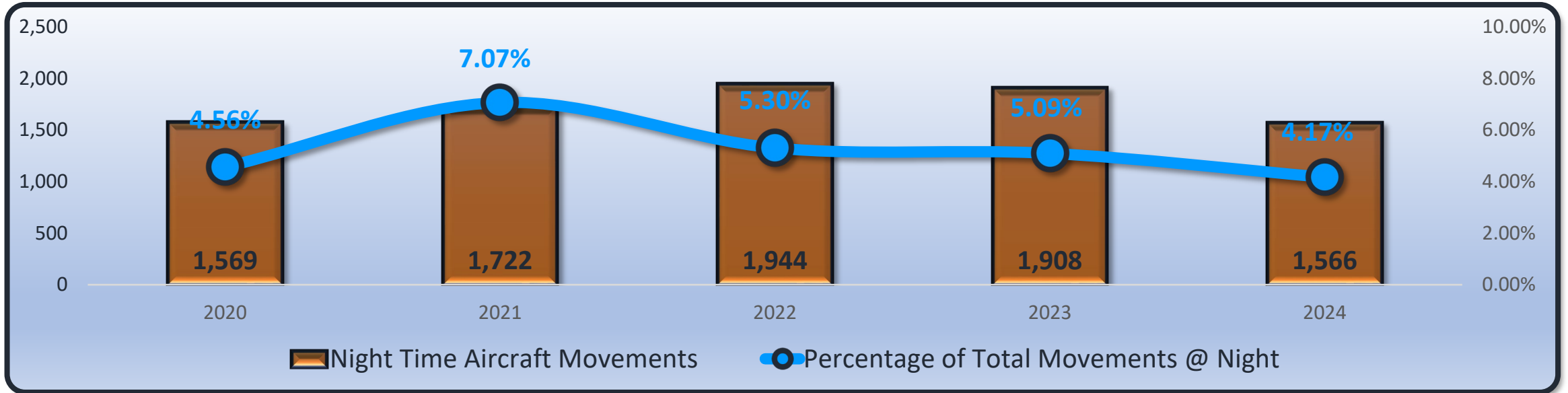


Movements	2020	2021	2022	2023	2024	2020/2021	2021/2022	2022/2023	2023/2024
Props	569	603	796	887	723	5.98%	32.01%	11.43%	-18.49%
Turbo-Props	1,765	1,268	2,132	2,185	1,852	-28.16%	68.14%	2.49%	-15.24%
Helicopters	1,258	454	997	1,159	1,069	-63.91%	119.60%	16.25%	-7.77%
Jets	30,667	21,928	32,611	33,052	33,813	-28.50%	48.72%	1.35%	2.30%
Totals:	34,387	24,370	36,662	37,460	37,586	-29.13%	50.44%	2.18%	0.34%

❖ Total Aircraft Movements are Inclusive of Missed Approaches and Aborted Take-Offs.

Airport Activity Report

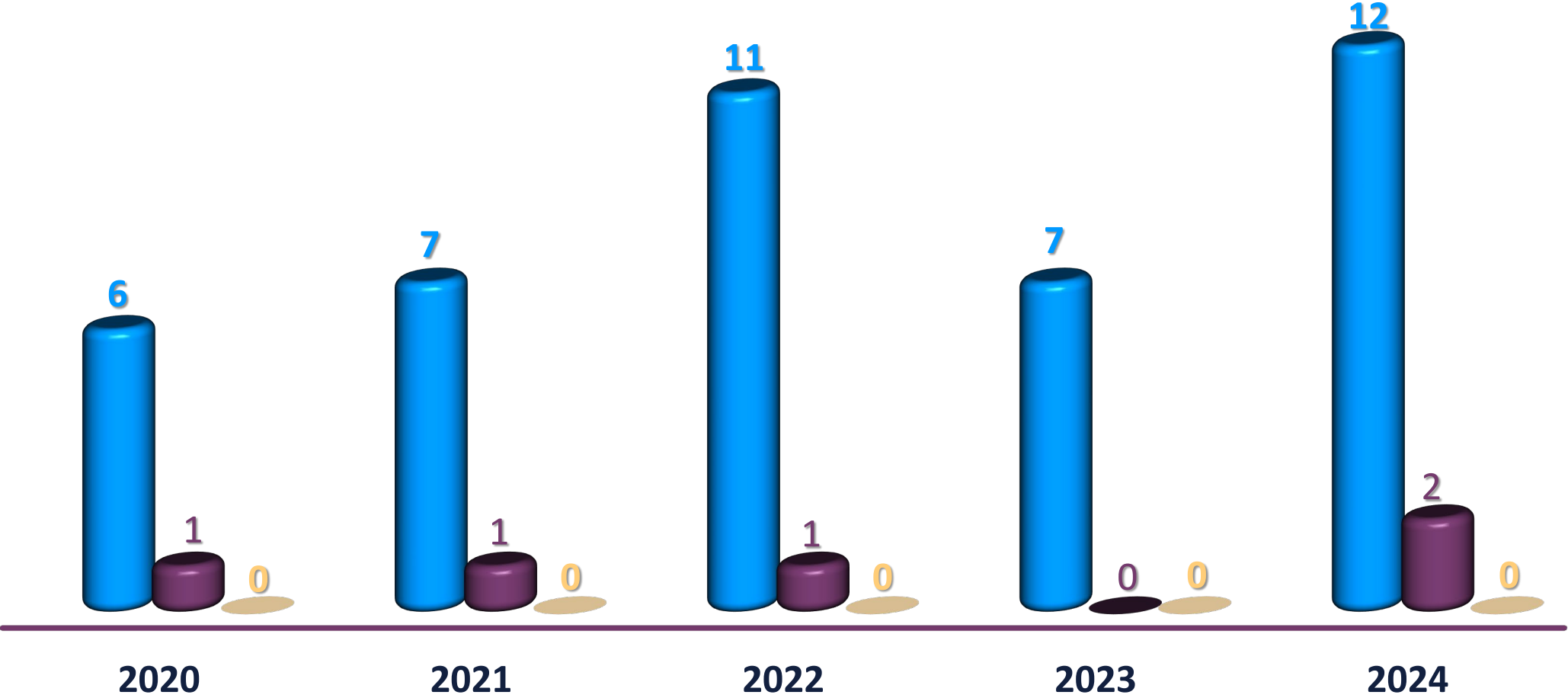
1st Quarter 2024 (11:00p.m. – 6:00a.m.)



Year	Nighttime Aircraft Movements	Total Aircraft Movements	% of Total Movements at Night
2020	1,569	34,387	4.56%
2021	1,722	24,370	7.07%
2022	1,944	36,662	5.30%
2023	1,908	37,460	5.09%
2024	1,566	37,586	4.17%

Noise Violations

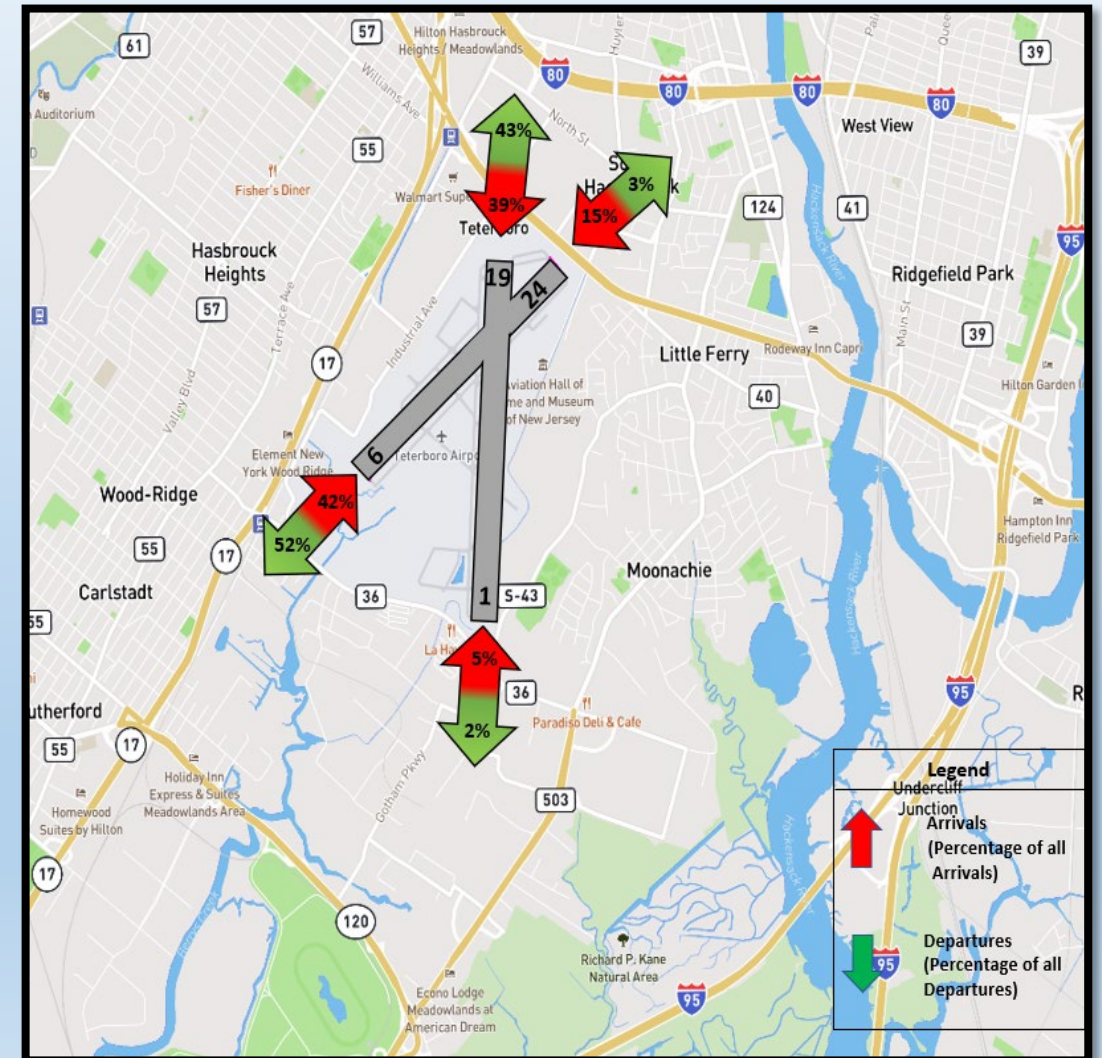
1st Quarter 2024



Runway Utilization

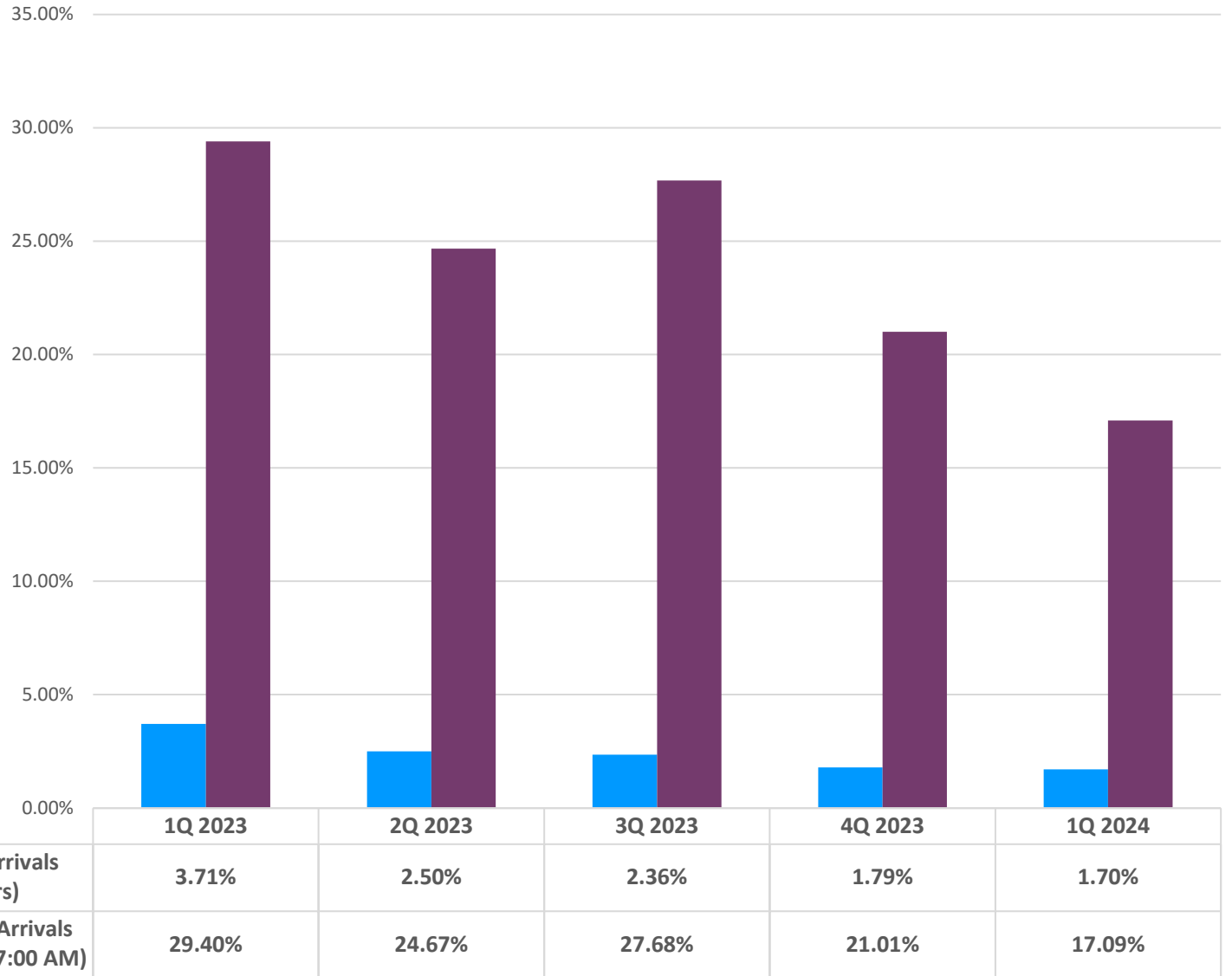
1st Quarter 2024

		Arrivals		Departures	
Runways	1	906	4.95%	7,916	43.48%
	19	7,095	38.73%	379	2.08%
	6	7,603	41.51%	529	2.91%
	24	2,714	14.82%	9,381	51.53%
		18,318		18,205	
Helicopter Routes	N	26	4.95%	32	6.14%
	E	43	8.19%	65	12.48%
	S	400	76.19%	378	72.55%
	W	56	10.67%	46	8.83%
		525		521	



RNAV (GPS) X Runway 19 Offset Approach Utilization

Quarter Year	RWY 19 Arrivals (All Hours)	RNAV (GPS) X Arrivals (All Hours)	RWY 19 Arrivals (2200 - 0700)	RNAV (GPS) X Arrivals (2200 - 0700)
1Q 2023	8105	215	711	209
2Q 2023	12,025	301	1,196	295
3Q 2023	10,049	237	849	235
4Q 2023	11,637	208	971	204
1Q 2024	6,985	117	667	114



Availability of the RNAV (GPS) X Runway 19 approach is dependent on several factors including weather, visibility, and air traffic volume.

DNL(A) 1st Quarter 2024

■ DNL(A) = Day/Night Aircraft Noise Average

RMS 102	
Hamilton St.-Hasbrouck Hts.	
2023	33.3
2024	36.3
2023/2024:	+3.0

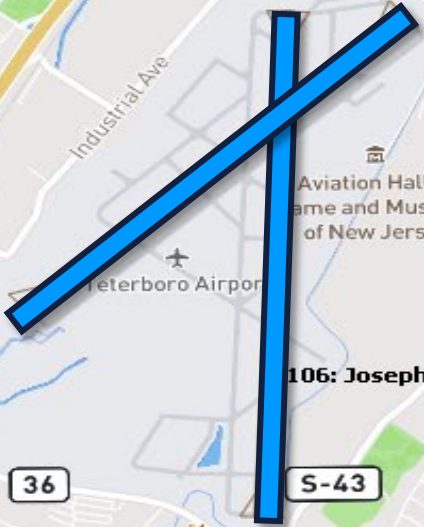
RMS 101	
7 th & Barry-Carlstadt	
2023	55.7
2024	55.7
2023/2024:	0.0

RMS 103	
Prospect Ave.-Hackensack	
2023	59.5
2024	62.6
2023/2024:	+3.1

RMS 104	
Park St.-Hackensack	
2023	53.1
2024	51.7
2023/2024:	-1.4

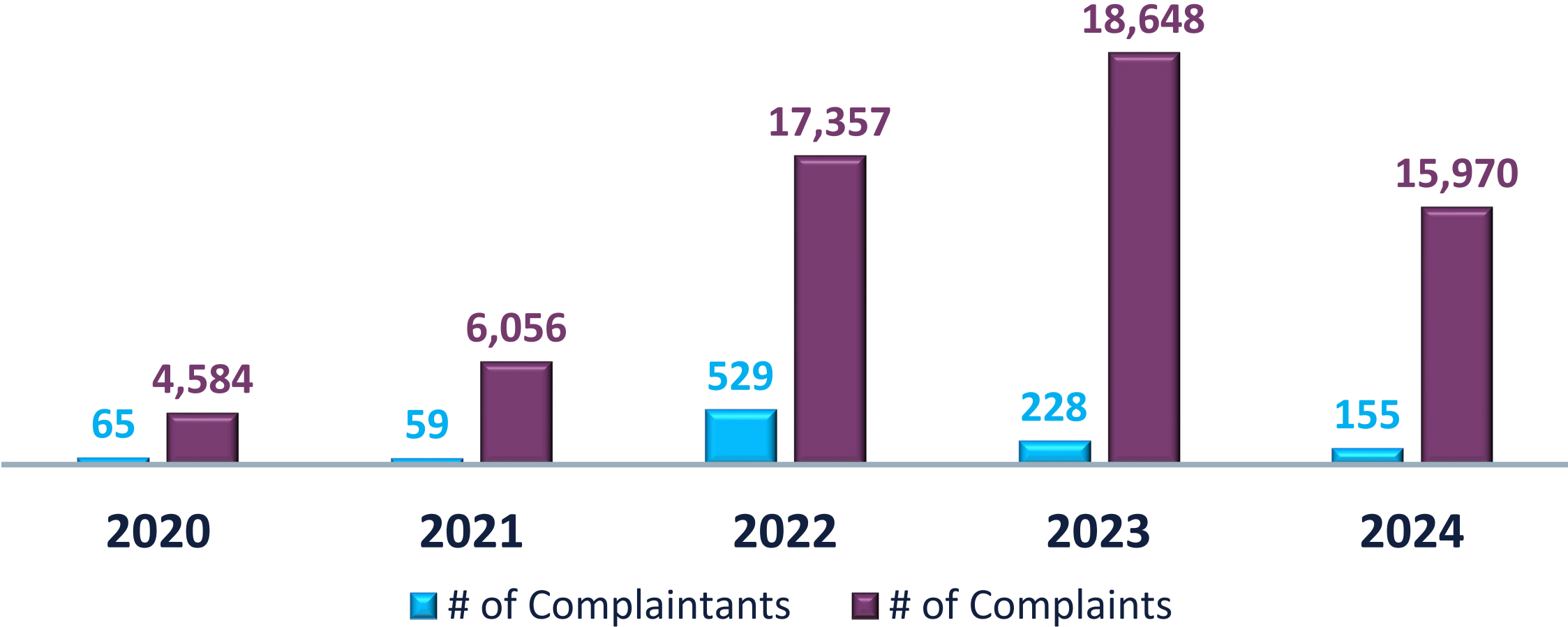
RMS 105	
Bogota High School-Bogota	
2023	48.3
2024	49.7
2023/2024:	+1.4

RMS 106	
Joseph St.-Moonachie	
2023	52.1
2024	51.6
2023/2024:	-0.5



Noise Complaints

1st Quarter 2024

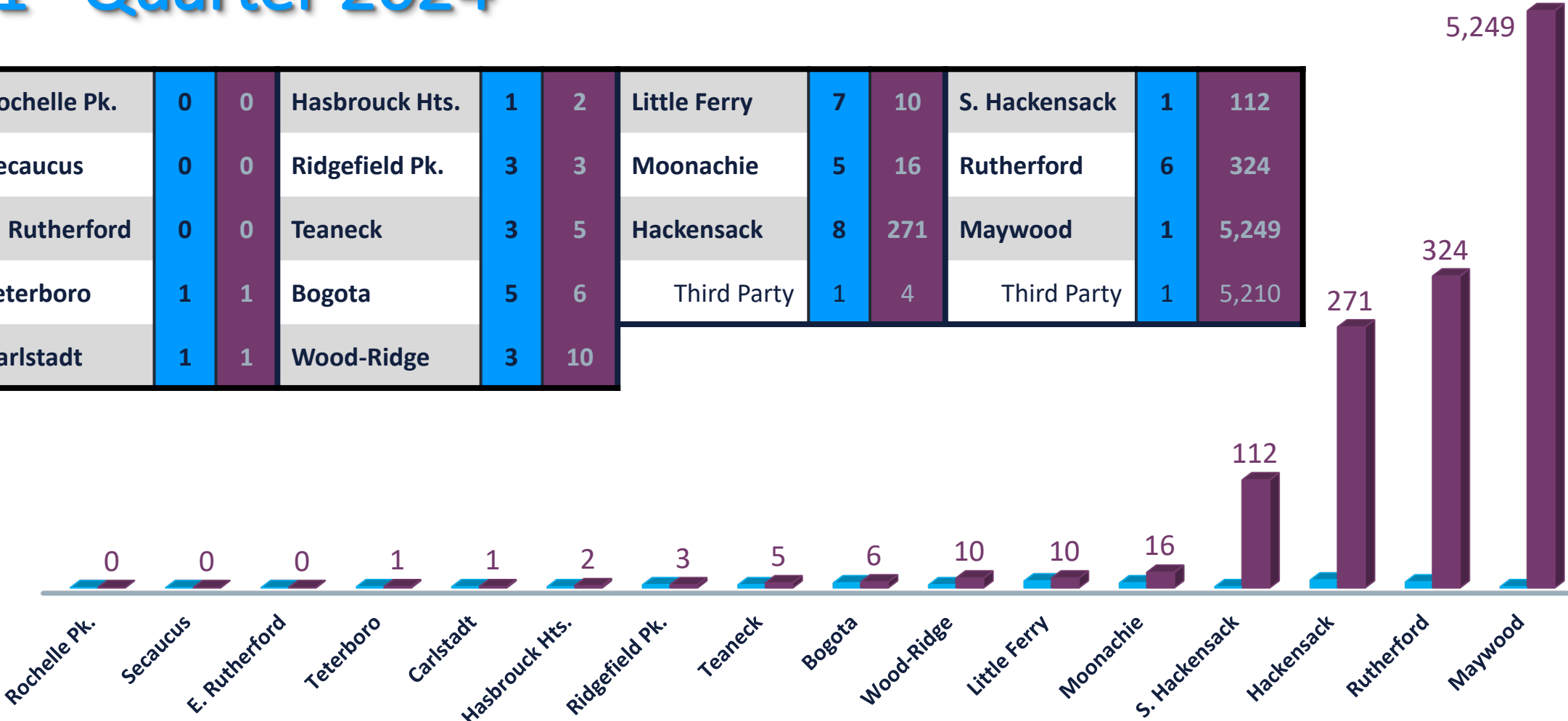


■ Third Party Applications Logged 7,633 Complaints from 13 Callers for the First Quarter 2024.

Noise Complaints: TANAAC Members

1st Quarter 2024

Rochelle Pk.	0	0	Hasbrouck Hts.	1	2	Little Ferry	7	10	S. Hackensack	1	112
Secaucus	0	0	Ridgefield Pk.	3	3	Moonachie	5	16	Rutherford	6	324
E. Rutherford	0	0	Teaneck	3	5	Hackensack	8	271	Maywood	1	5,249
Teterboro	1	1	Bogota	5	6	Third Party	1	4	Third Party	1	5,210
Carlstadt	1	1	Wood-Ridge	3	10						



 **Complainants**

 **Complaints**

Noise Complaints: Non-TANAAC - 1st Qtr. 2024

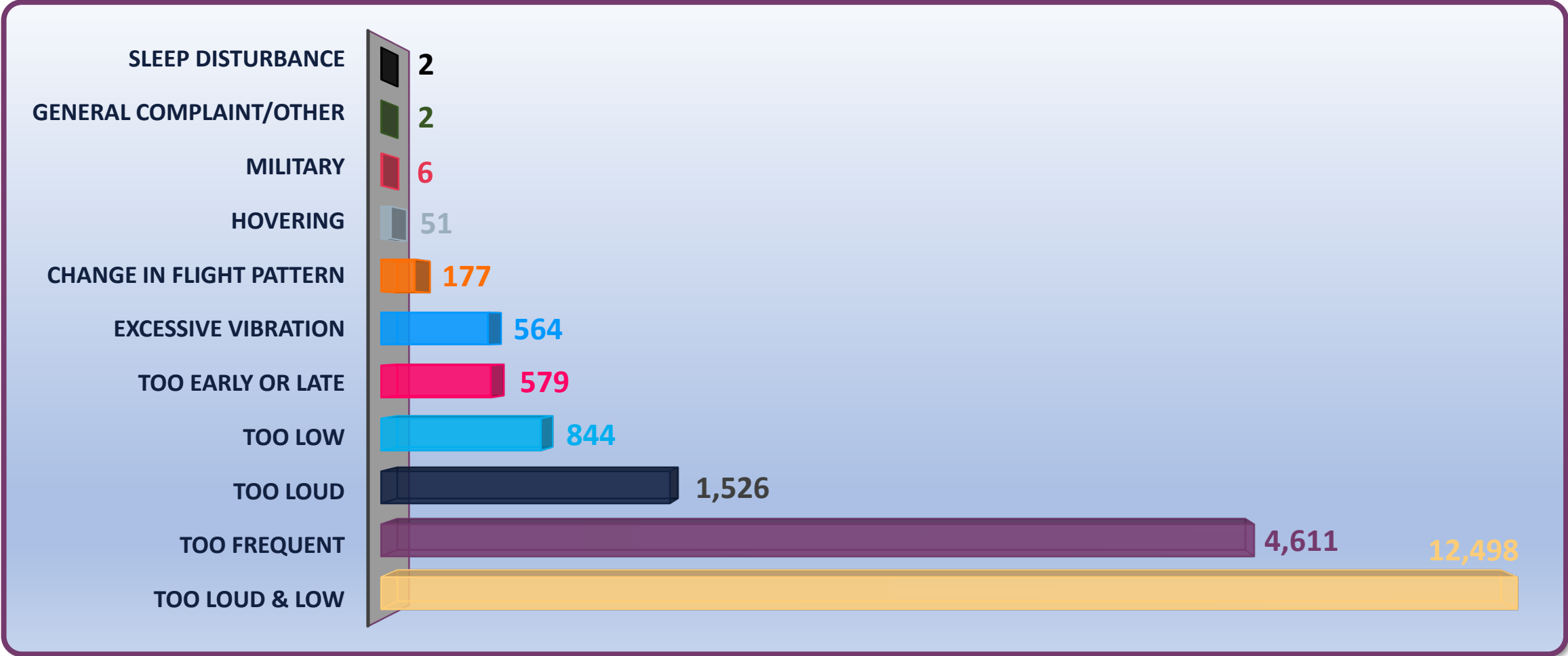
Allendale	1	3	Fair Lawn	1	1	Newark	1	6,301	Stanhope	1	26
Belleville	1	1	Forest Hills	1	4	North Bergen	1	1	Tenafly	9	835
Boonton	1	1	Fort Lee	3	21	Norwood	2	2	Third Party	2	820
Branchburg	1	1	Franklin Lakes	1	69	Nutley	1	1	Upper Saddle River	5	31
Chatham	1	1	Third Party	1	60	Oradell	1	8	Third Party	2	18
Closter	3	5	Hewitt	1	28	Paramus	3	4	Valley Stream	1	2
Cresskill	2	1,741	Hillsdale	3	6	Park Ridge	5	16	Washington Twp.	4	29
Third Party	1	1,475	Lyndhurst	2	23	Purchase, NY	2	11	Wayne	2	2
Demarest	11	34	Mahwah	5	27	Third Party	2	11	West Orange	1	15
Dumont	2	2	Maplewood	1	2	River Vale	7	15	Westwood	2	3
Edgewater	2	35	Montclair	1	1	Saddle River	1	2	Woodcliff Lake	7	83
Emerson	2	155	Montvale	2	2	South Salem	1	24	Third Party	2	11
Englewood Cliffs	1	1	Morristown	2	380	Third Party	1	24	Wyckoff	2	5

 Complaints

 Complainants

Noise Complaints: Nature of Disturbance

1st Quarter 2024



Committee Comments / Questions



General Discussion / Questions



Thank you for your Attendance



THE NEXT TANAAC MEETING IS SCHEDULED
FOR JULY 24, 2024