

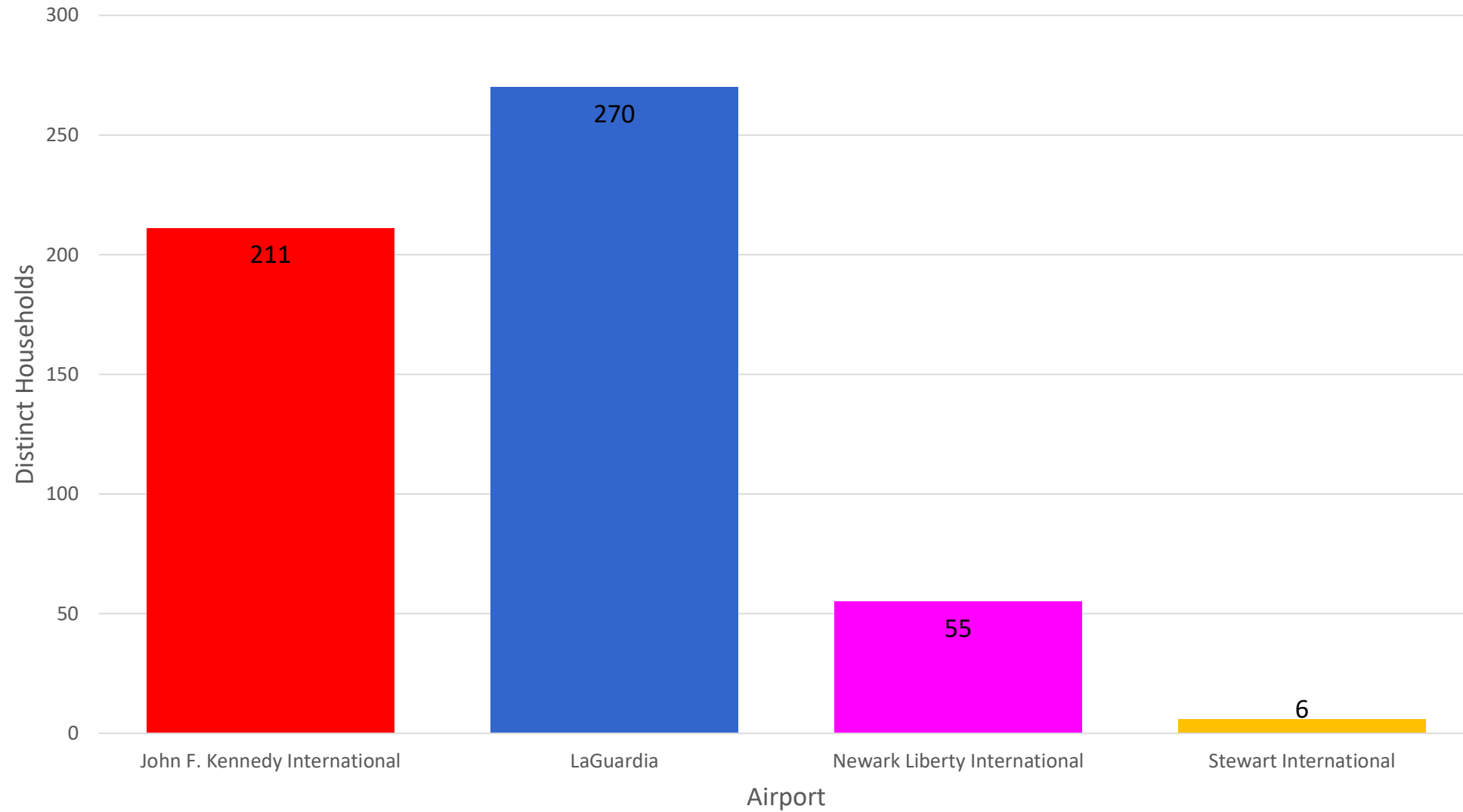
PANYNJ Noise Complaints Report

June 2024

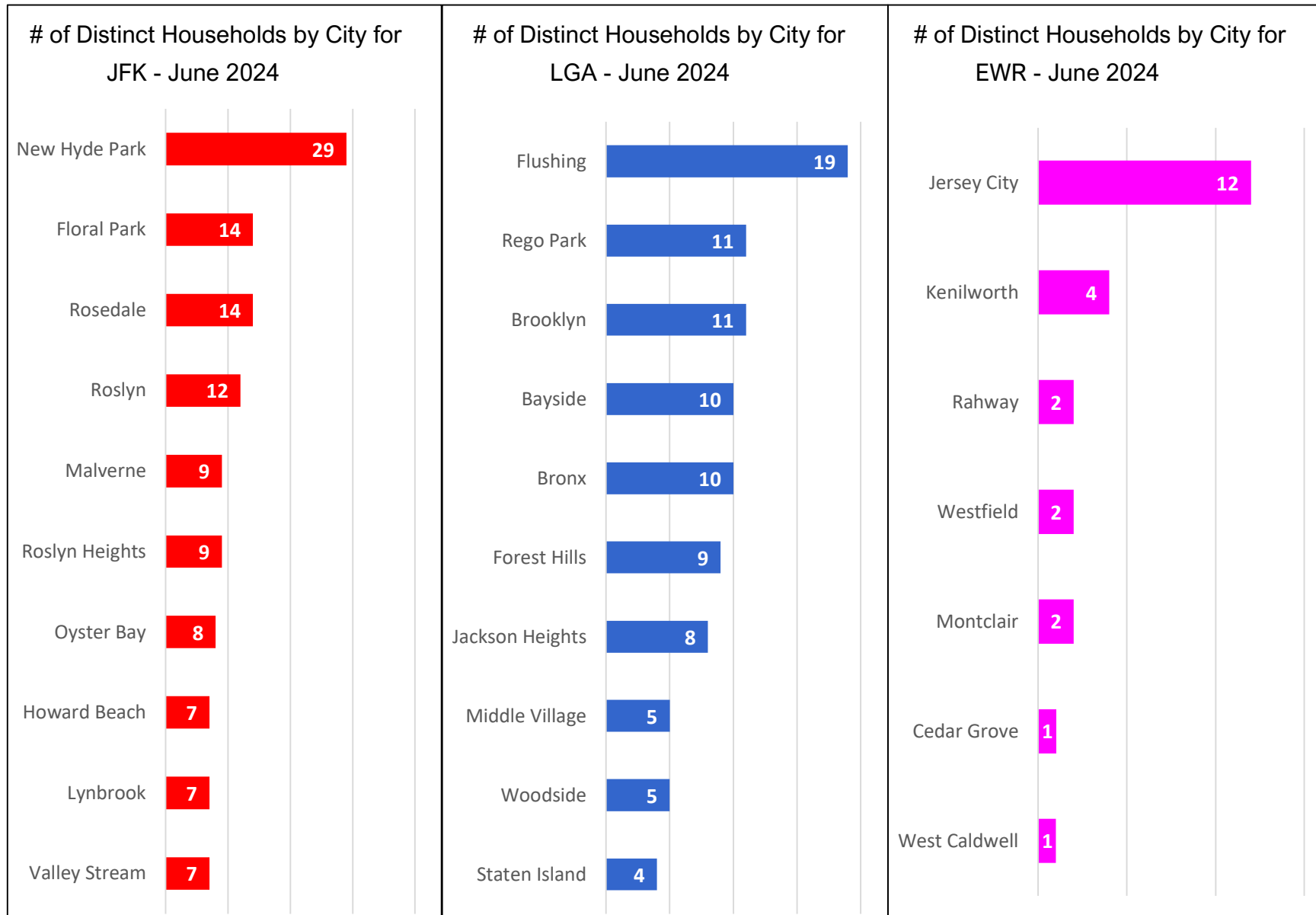
Noise Complaints Received Via PlaneNoise System

Number of Households by Airport - June 2024

MONTHLY – Total Households/Airport
Noise Event Date Range: Jun 01 2024 to Jun 30 2024
Distinct Households: 542



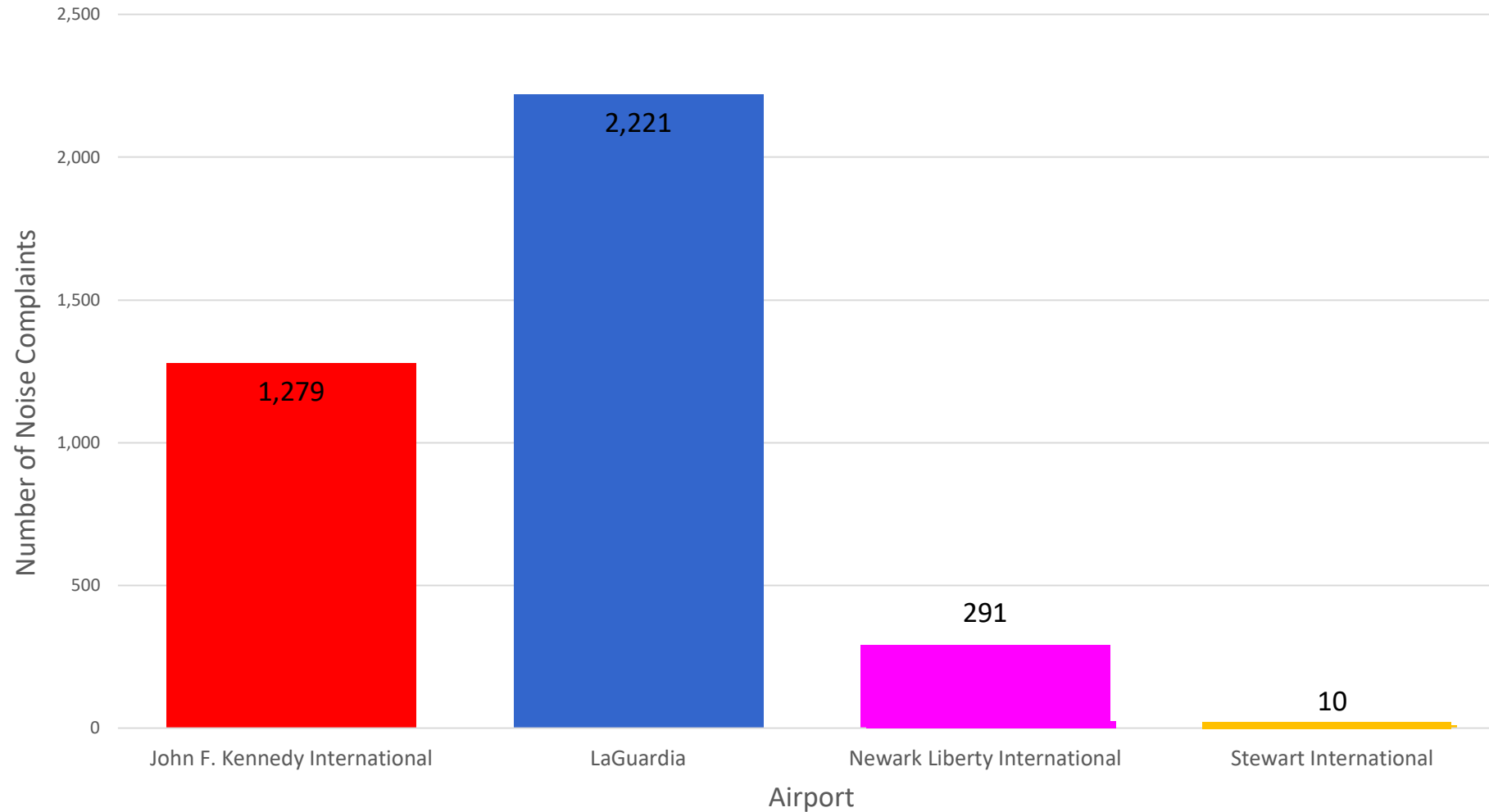
Households Statistics, by Location* - June 2024



*Top 10 Locations

Number of Complaints by Airport - June 2024

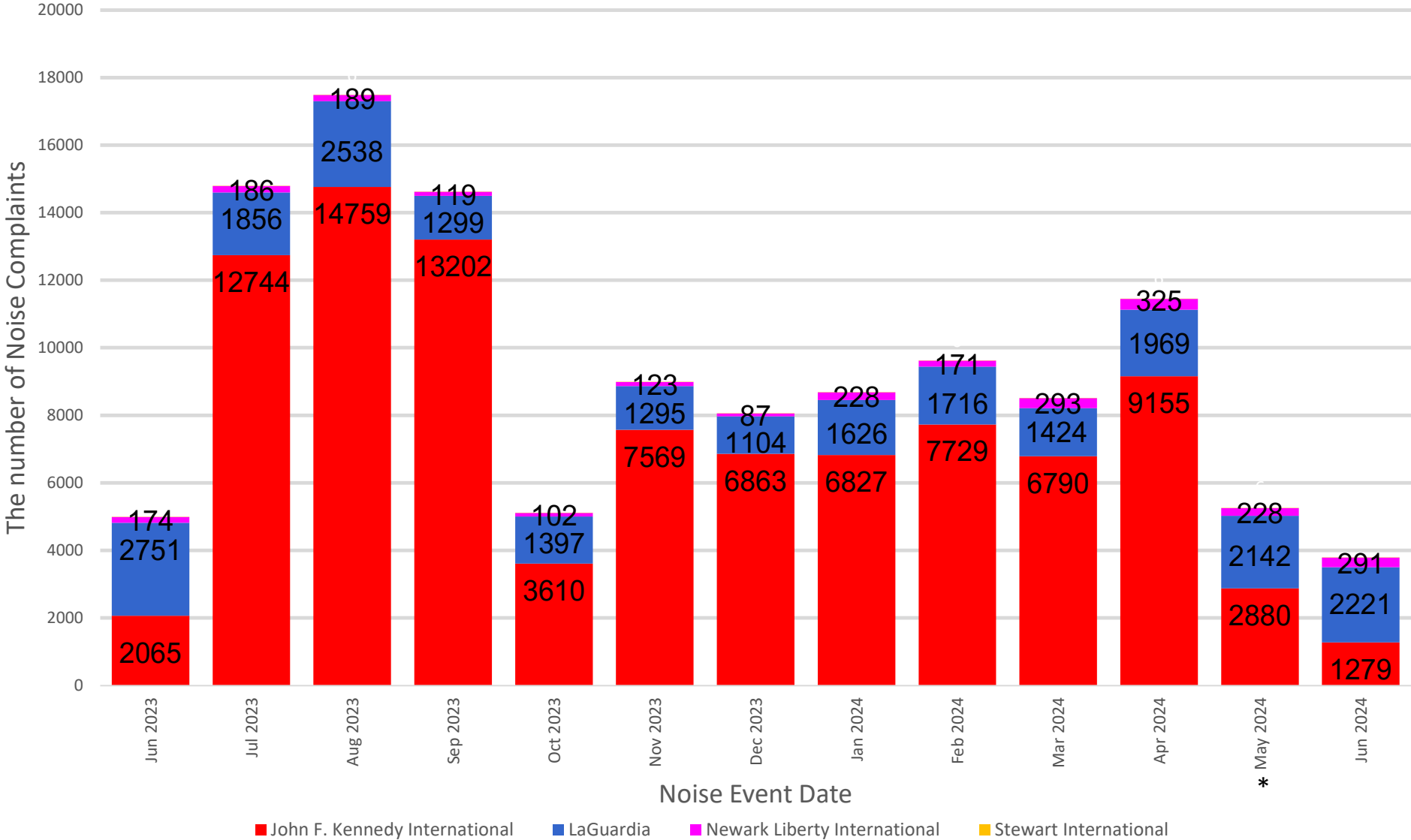
MONTHLY – Complaints by Airport
Noise Event Date Range: Jun 01 2024 to Jun 30 2024
Number of Noise Complaints: 3,801



Note: Of the 3,801 complaints, 1,835 (48 %) were submitted by 10 Households

13-Month Overview: Number of Complaints by Airport

MONTHLY – Complaints – By Airport
 Noise Event Date Range: Jun 01 2023 to Jun 30 2024
 The number of Noise Complaints: 121,404



* Starting from May 2024, some of the complaints have been moved under the "3rd Party App" complaints included on Page 10

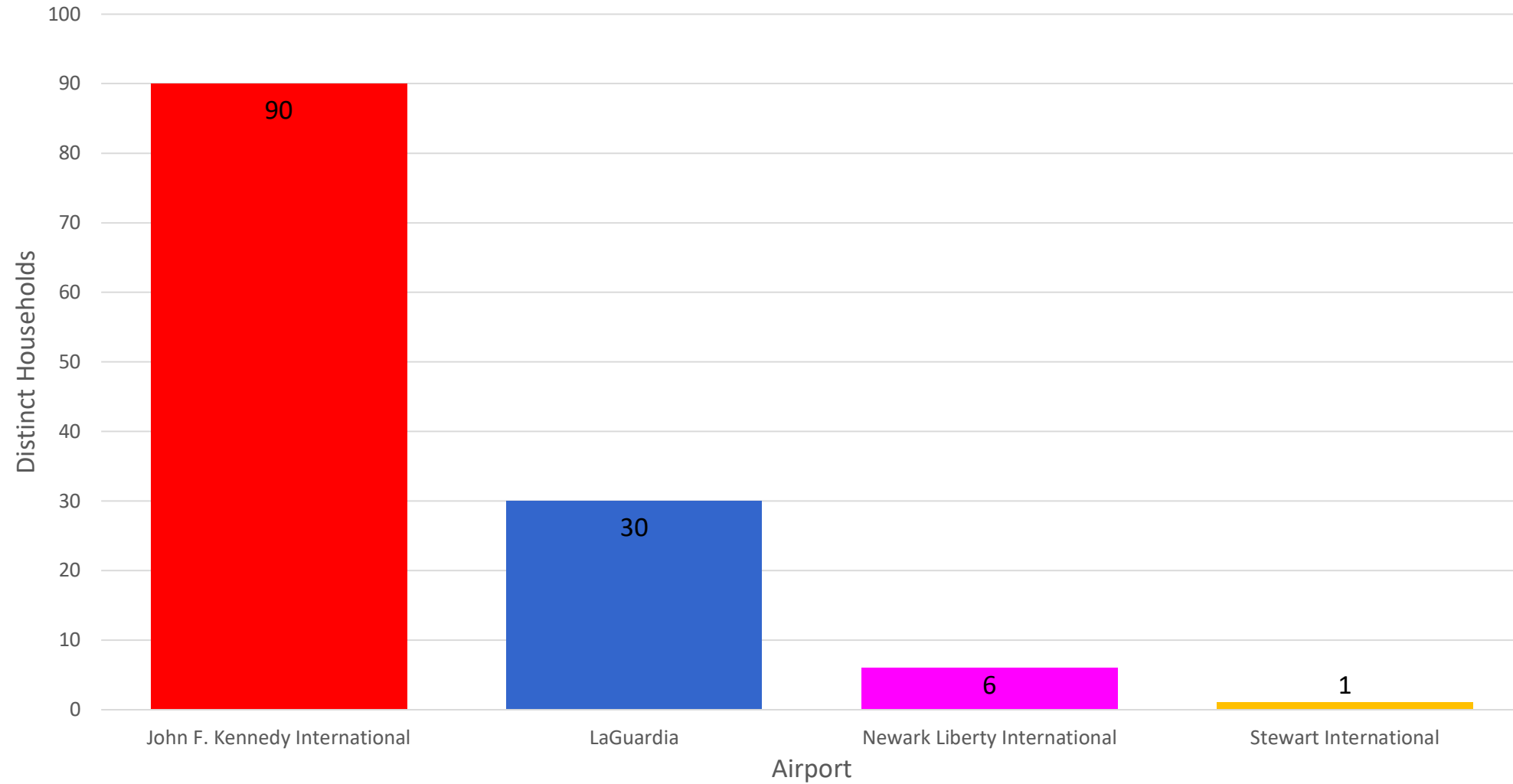
Noise Complaints Received Via Third-Party App(s)

Notes:

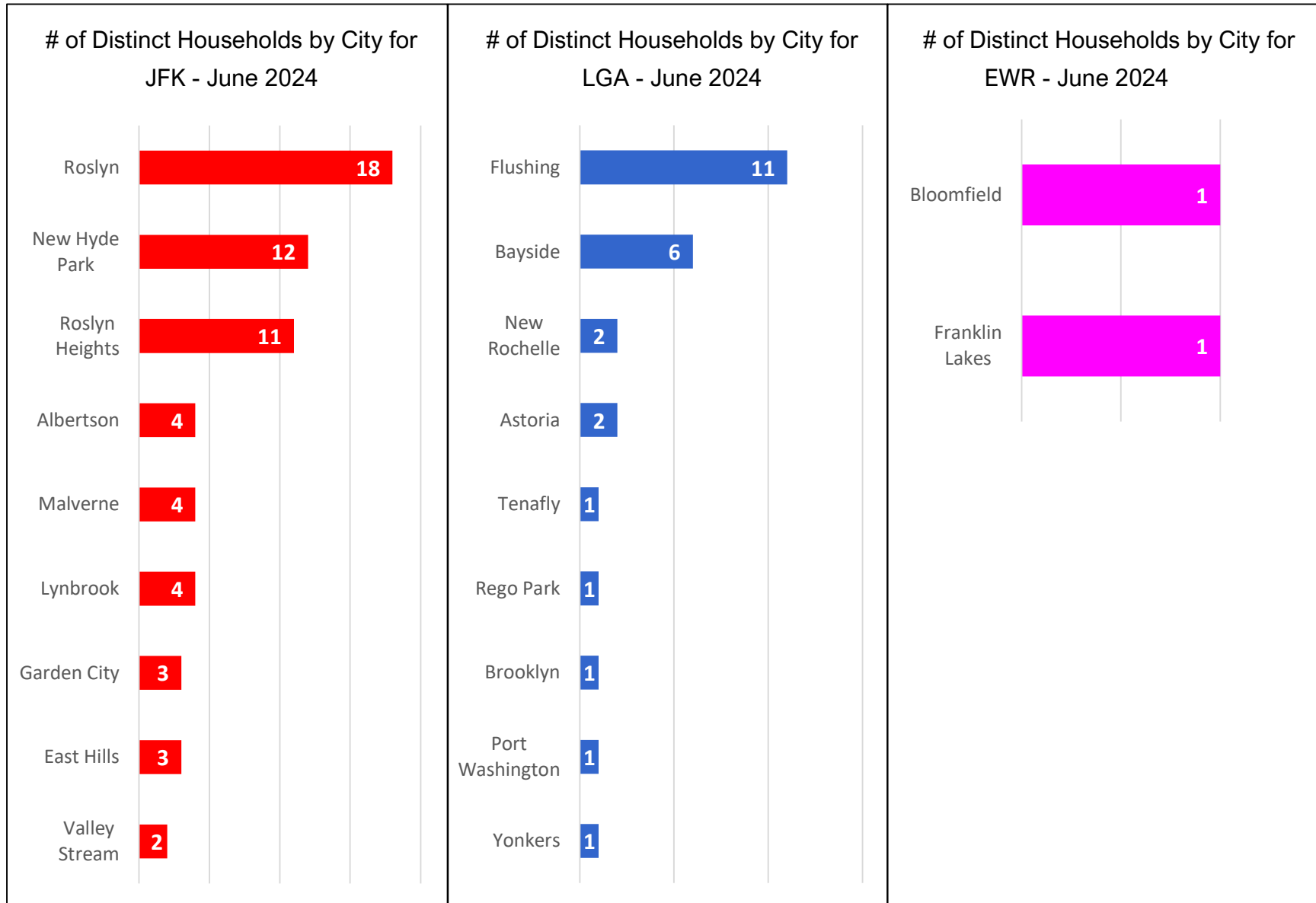
1. Third-party app(s) complaints are those that are sent by an external system into the Port Authority's PlaneNoise system, i.e. complaints that come in through a paid service/app or any other automated service, and are not filed by the user filling-in the web form manually.
2. Complaints from Third-party app(s) are kept and stored in the same database as complaints received through Port Authority PlaneNoise system.
3. While in the same database, data is compiled and reported a) for each individual noise source, and, b) as a combination of all complaint sources.

Number of Households by Airport 3rd Party - June 2024

MONTHLY – Total Households/Airport
Noise Event Date Range: Jun 01 2024 to Jun 30 2024
Distinct Households: 127



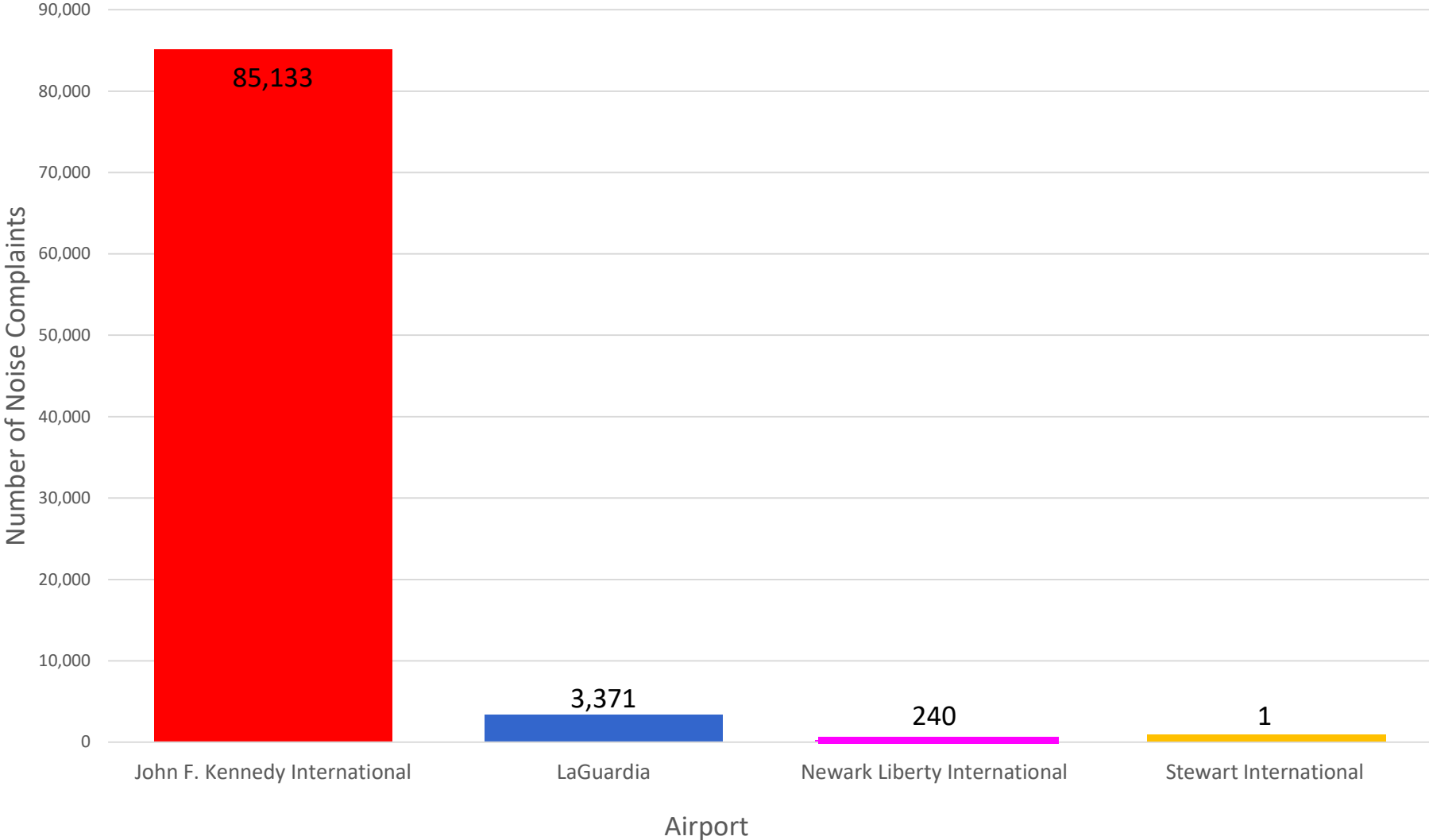
Third-Party App Households Locations* - June 2024



*Top 10 Locations

Third-Party App Complaints by Airport - June 2024

MONTHLY – Complaints by Airport (via 3rd Party App)
Noise Event Date Range: Jun 01 2024 to Jun 30 2024
Number of Noise Complaints: 88,745



Note: Of the 88,745 complaints, 43,856 (49 %) were submitted by 10 Households

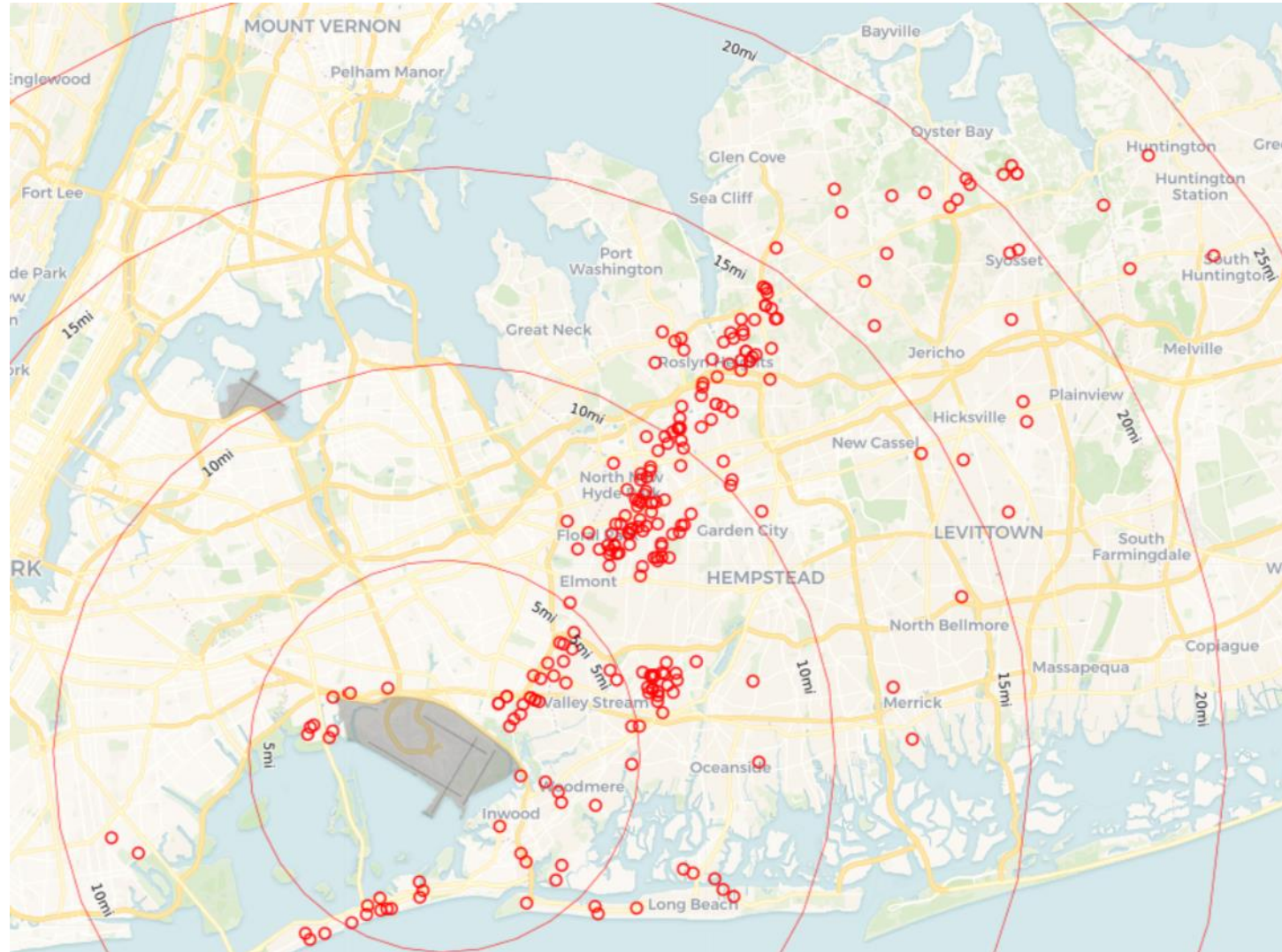
Total No. of Complaints and Households - All Airports

Month	PA PlaneNoise (Complaints/ Households)	3rd Party App (Complaints/ Households)
June 2023	4,996 / 457	19,865 / 90
July 2023	14,789 / 371	19,071 / 83
August 2023	17,490 / 486	17,482 / 78
September 2023	14,623 / 421	18,333 / 67
October 2023	5,111 / 382	14,918 / 67
November 2023	8,989 / 246	13,793 / 64
December 2023	8,054 / 277	16,596 / 55
January 2024	8,681 / 238	12,467 / 51
February 2024	9,616 / 258	12,947 / 56
March 2024	8,507 / 252	12,540 / 55
April 2024	11,449 / 358	16,619 / 65
May 2024	5,258 / 506	50,408 / 95
June 2024	3,801 / 542	88,745 / 115

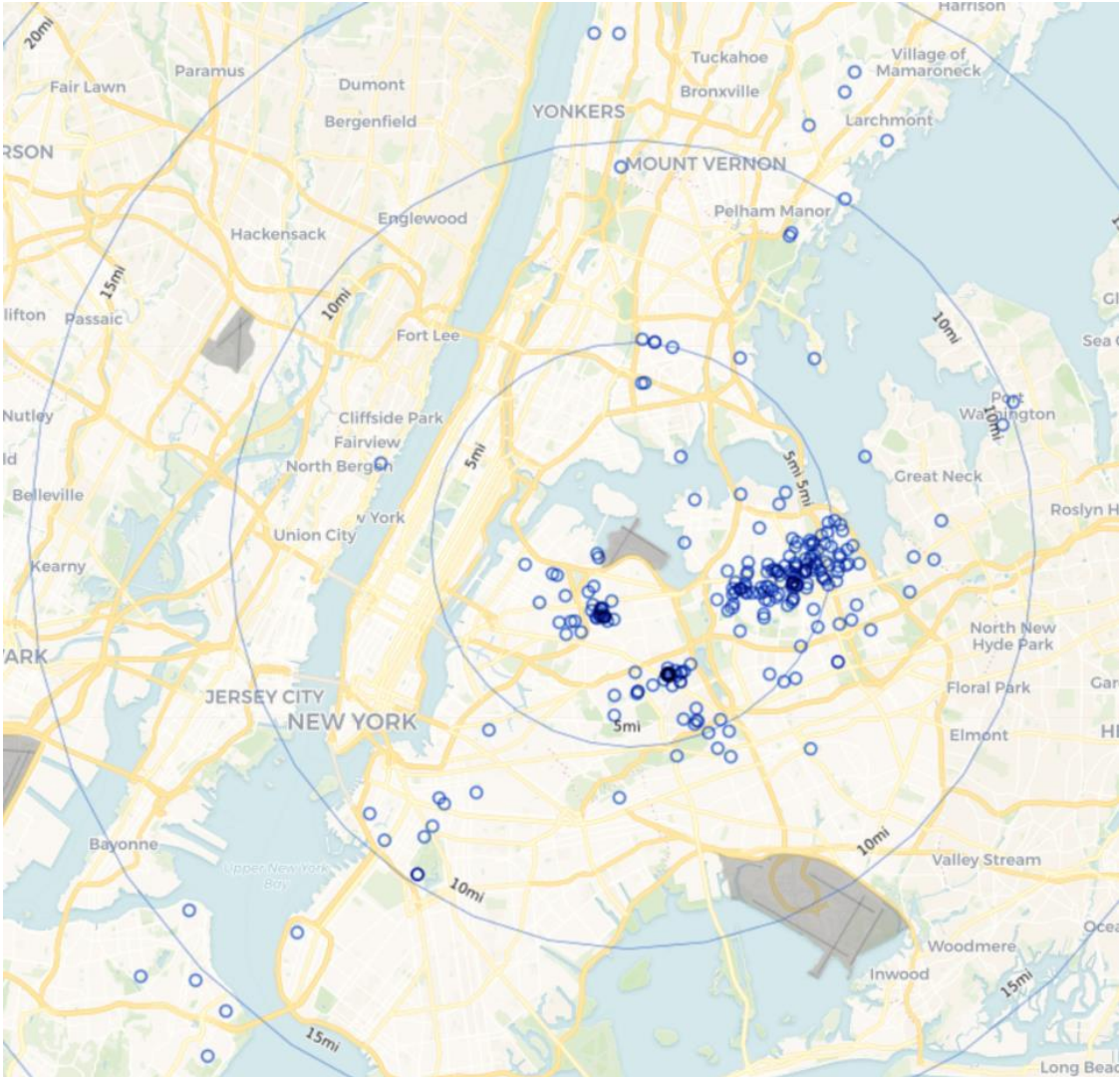
Total No. of Complaints - JFK, LGA, EWR

Month	JFK Complaints			LGA Complaints			EWR Complaints		
	PA PlaneNoise	3rd Party App	Total	PA PlaneNoise	3rd Party App	Total	PA PlaneNoise	3rd Party App	Total
Jun 2023	2,065	14,129	16,194	2,751	5,727	8,478	174	9	183
Jul 2023	12,744	13,390	26,134	1,856	5,669	7,525	186	12	198
Aug 2023	14,759	12,802	27,561	2,538	4,610	7,148	189	70	259
Sep 2023	13,202	16,088	29,290	1,299	2,227	3,526	119	18	137
Oct 2023	3,610	12,314	15,924	1,397	2,578	3,975	102	26	128
Nov 2023	7,569	11,503	19,072	1,295	2,277	3,572	123	13	136
Dec 2023	6,863	14,914	21,777	1,104	1,663	2,767	87	19	106
Jan 2024	6,827	11,285	18,112	1,626	1,175	2,801	228	7	235
Feb 2024	7,729	9,864	17,593	1,716	3,082	4,798	171	1	172
Mar 2024	6,790	10,666	17,456	1,424	1,872	3,296	293	2	295
Apr 2024	9,155	13,248	22,403	1,969	3,349	5,318	325	22	347
May 2024	2,880	46,428	49,308	2,142	3,797	5,939	228	182	410
Jun 2024	1,279	85,133	86,412	2,221	3,371	5,592	291	240	531

June 2024 JFK Households Location Map (PA PlaneNoise & Third-Party App)



June 2024 LGA Households Location Map (PA PlaneNoise & Third-Party App)



June 2024 EWR Households Location Map (PA PlaneNoise & Third-Party App)

