

**LaGuardia Airport Committee of the New York Community Aviation Roundtable  
AGENDA – September 25, 2024**

- **WELCOME** - Brief Announcements: Maria Becce
  - Video: CBS Sunday Morning – Electric Planes: The future of aviation?
- **PORT AUTHORITY UPDATES:** Adeel Yousuf and Jacob Attwood
  - Runway Utilization and Noise Complaints Reports
  - *NEW:* Port Authority Noise Complaint Acknowledgement
- **GUEST SPEAKER:** Darlene Yaplee, Co-Founder and President: Aviation-Impacted Communities Alliance (AICA)
  - FAA Airplane Noise Advisory Committee
- **FAA UPDATES:** Benjamin Theilen
  - *Introduction:* Multi-Platform Application Re-hosting Solution (MARS)
    - What is MARS? “Conceptual Stage Technology” to improve flight procedure efficiency with adjacent airports
  - Meeting with Marie Kennington-Gardiner, FAA Regional Administrator/Eastern Region
    - Roundtable Focus: FAA Seeking Recommendations and Solutions
- **PUBLIC COMMENTS and RECOMMENDATIONS**
- **ADJOURNMENT – Next full NYCAR Roundtable Meeting: October 23, 2024**


**REMINDER TO ALL LGA COMMITTEE/NYCAR MEMBERS**

Recognizing the profound impact that the increase in airplane noise had on the quality of life for Queens residents, Governor Andrew Cuomo formed The New York Community Aviation Roundtable (NYCAR). It is comprised of two Airport Committees-- **JFK and LaGuardia** who meet separately to address concerns at each airport. The Roundtable is a working group comprised of stakeholders affected by area airport operations. The primary goal of NYCAR is to work collaboratively with the Port Authority airport management, Federal Aviation Administration (FAA), and other relevant agencies and government entities in an effort to protect the environmental health, safety and quality of life of the residents of local communities while ensuring the continued efficient and safe operation of the airport. NYCAR members include representatives from the surrounding communities--elected and appointed officials, community boards, relevant federal/state/city agencies, relevant airlines, etc.

NYCAR members bring all airport stakeholders together to focus on negatively impacted residential communities – it is an opportunity to interact directly with the Port Authority and FAA. The overall goal is to reduce the negative effects of airport operations over and in proximity to residential communities. NYCAR wants to improve the quality of life of people on the ground. Relief has been slow, but progress has been made. Please plan ahead to attend each NYCAR and Airport Committee meeting or designate a representative. **Your participation is VITAL – a quorum is required. The Committee needs your recommendations, ideas and support of actions taken by NYCAR and its Airport Committees.**

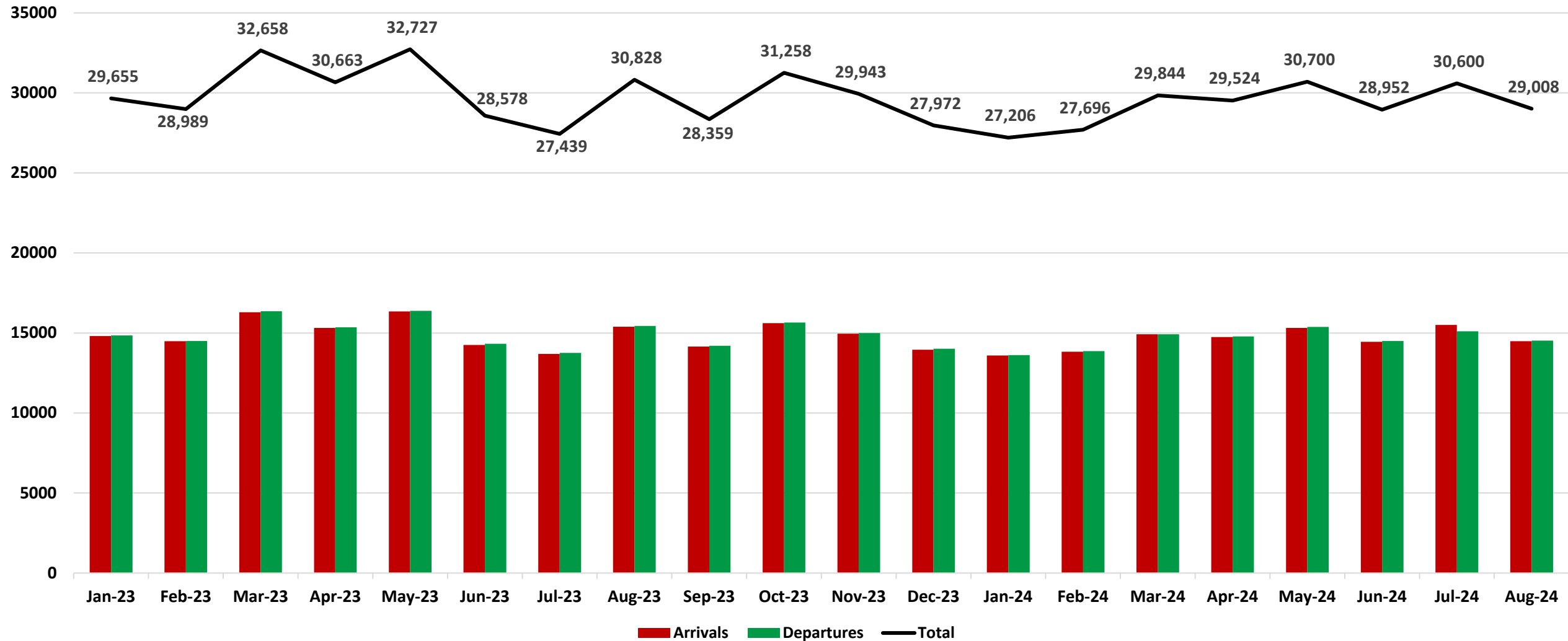
# **LaGuardia Airport (LGA) Operations and Noise Complaints**

September 25, 2024



# LGA 2023 to 2024 Operations Overview

All Arrivals and Departures: Jan 2023 to August 2024



# Factors in Runway Selection

Runway Selection is determined by FAA based on the following criteria (in order of decreasing priority):

- Runway availability
- Prevailing wind and weather patterns
- Operational efficiency
- Community noise concerns

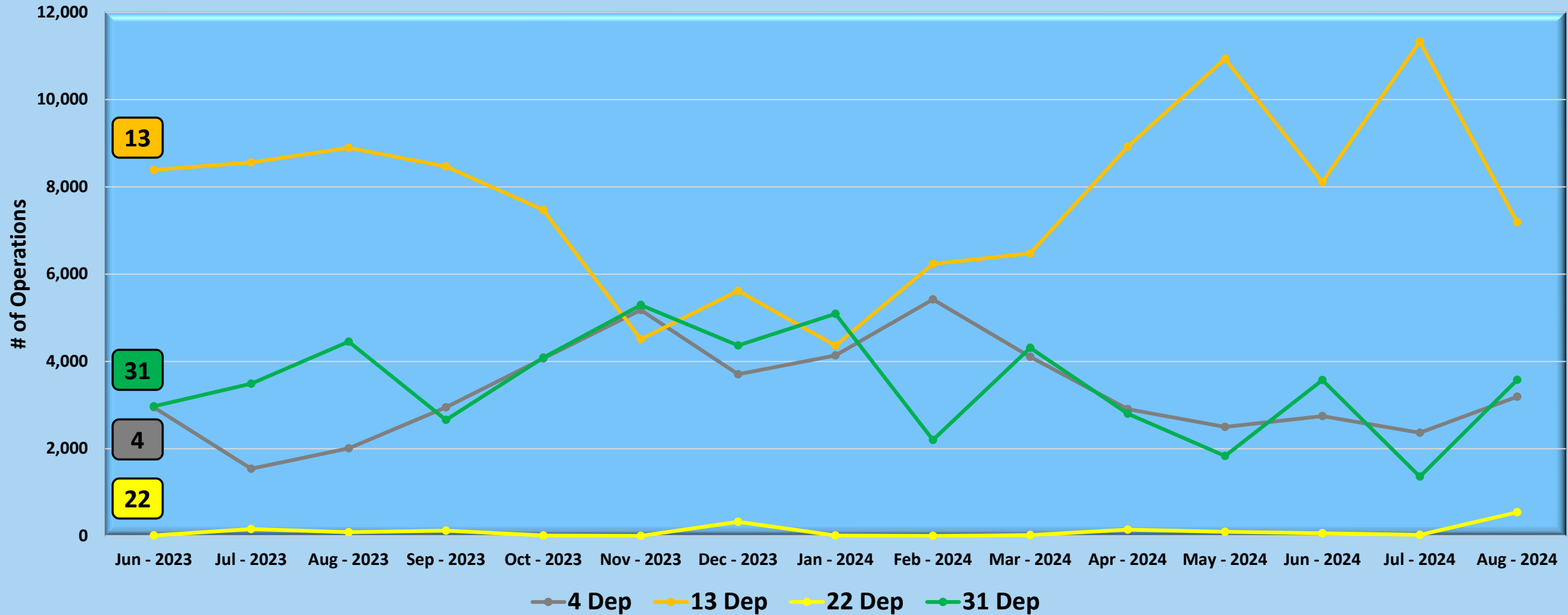
*Flying into the wind provides the greatest margin of safety when landing or departing at any airport*

# Operations By Runway for Past 13 Months

Month	Total Operations	4 Arr	4 Dep	13 Arr	13 Dep	22 Arr	22 Dep	31 Arr	31 Dep	Unk Arr	Unk Dep
Aug - 2023	30,828	3,106	2,006	180	8,891	9,297	84	2,807	4,453	0	4
Sep - 2023	28,359	7,233	2,946	2	8,464	4,102	122	2,817	2,661	1	11
Oct - 2023	31,258	2,291	4,068	0	7,472	8,710	11	4,606	4,085	4	11
Nov - 2023	29,943	2,077	5,175	64	4,508	7,493	5	5,319	5,290	1	11
Dec - 2023	27,972	2,453	3,703	153	5,616	7,462	324	3,884	4,365	5	7
Jan - 2024	27,206	3,064	4,138	256	4,361	5,840	10	4,430	5,089	3	15
Feb - 2024	27,696	2,611	5,420	37	6,234	5,574	2	5,605	2,200	5	8
Mar - 2024	29,844	3,959	4,104	200	6,475	6,102	23	4,653	4,311	5	12
Apr - 2024	29,524	4,805	2,907	103	8,921	6,512	144	3,316	2,799	5	12
May - 2024	30,700	3,857	2,497	103	10,935	9,281	95	2,071	1,833	8	20
Jun - 2024	28,952	1,716	2,746	45	8,110	10,103	64	2,583	3,570	2	13
Jul - 2024	30,600	3,171	2,364	115	11,327	10,111	26	2,098	1,359	5	24
Aug - 2024	29,008	3,103	3,189	140	7,189	7,970	542	3,268	3,578	6	23

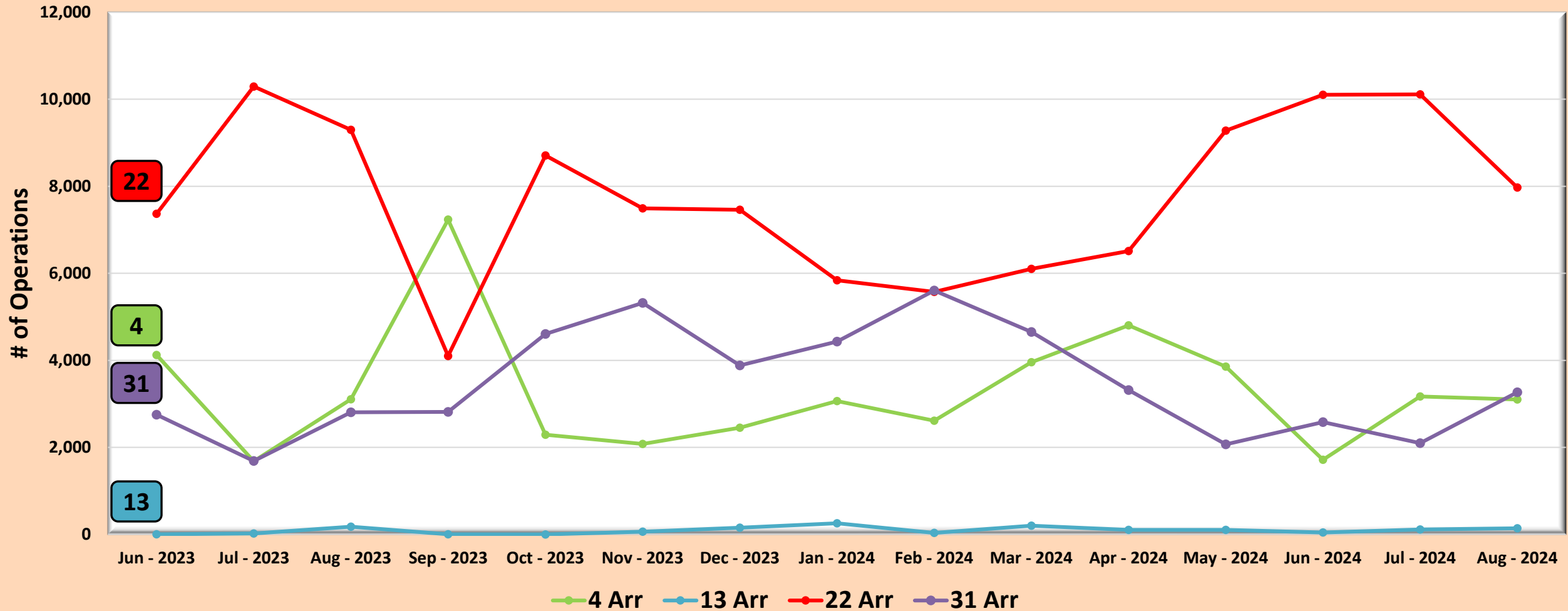
# Departures Overview Jun 2023 to Aug 2024

Departures Operations: LaGuardia Airport Runway Usage, June 2023 through August 2024



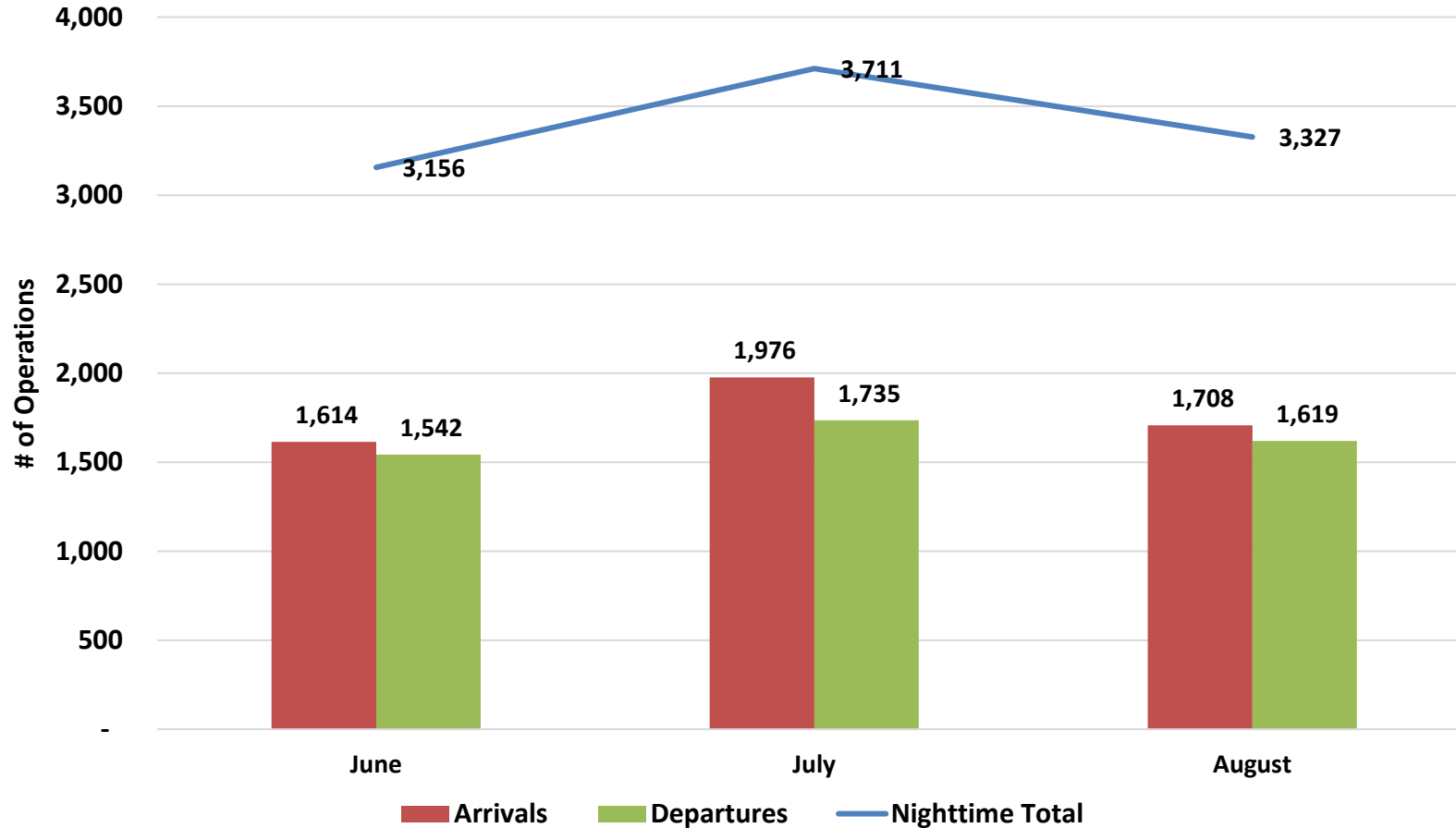
# Arrivals Overview – Jun 2023 to Aug 2024

Arrivals Operations: LaGuardia Airport Runway Usage, June 2023 through August 2024

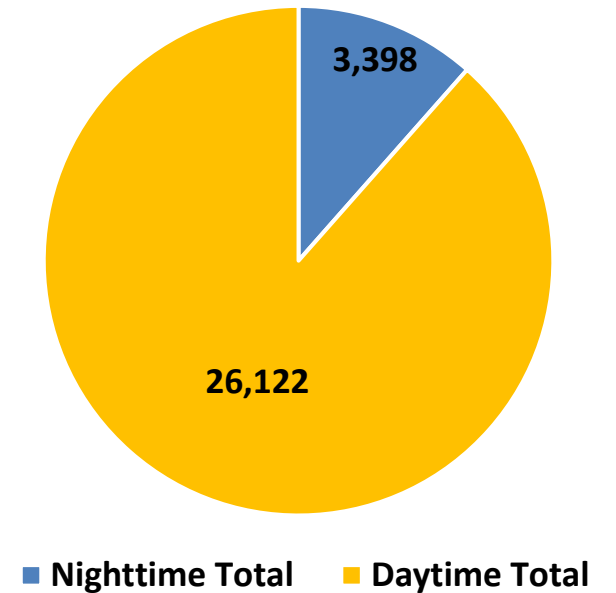


# LGA Nighttime Operations Overview June to August 2024 (10 PM to 7 AM)

## 2024 Nighttime Operations



## Comparison of Daytime to Nighttime Operations (monthly average – June to August 2024)



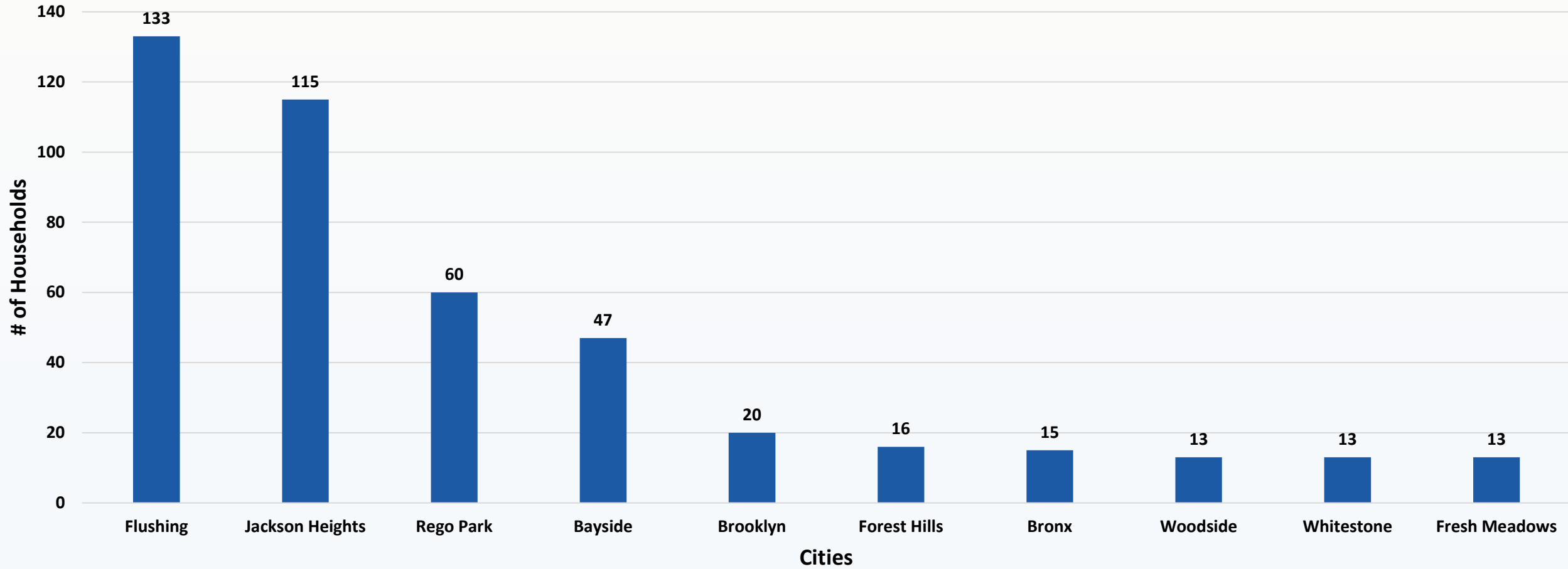


# LGA TNNIS Operations Overview

Month	Total Departures (All Runways)	Total Runway 13 Departures	No. of TNNIS Procedures	Percent of TNNIS Departures
Aug-23	15,438	8,891	4,145	47%
Sep-23	14,204	8,464	3,051	36%
Oct-23	15,647	7,472	2,364	32%
Nov-23	14,989	4,508	2,055	46%
Dec-23	14,015	5,616	1,731	31%
Jan-24	13,613	4,361	1,113	26%
Feb-24	13,864	6,234	2,882	46%
Mar-24	14,925	6,475	1,692	26%
Apr-24	14,783	8,921	3,459	39%
May-24	15,380	10,935	2,689	25%
Jun-24	14,503	8,110	4,240	52%
Jul-24	15,100	11,327	7,649	68%
Aug-24	14,521	7,189	4,130	57%

# Geographical Distribution of Noise Complaints – Number of Households (June to August 2024)

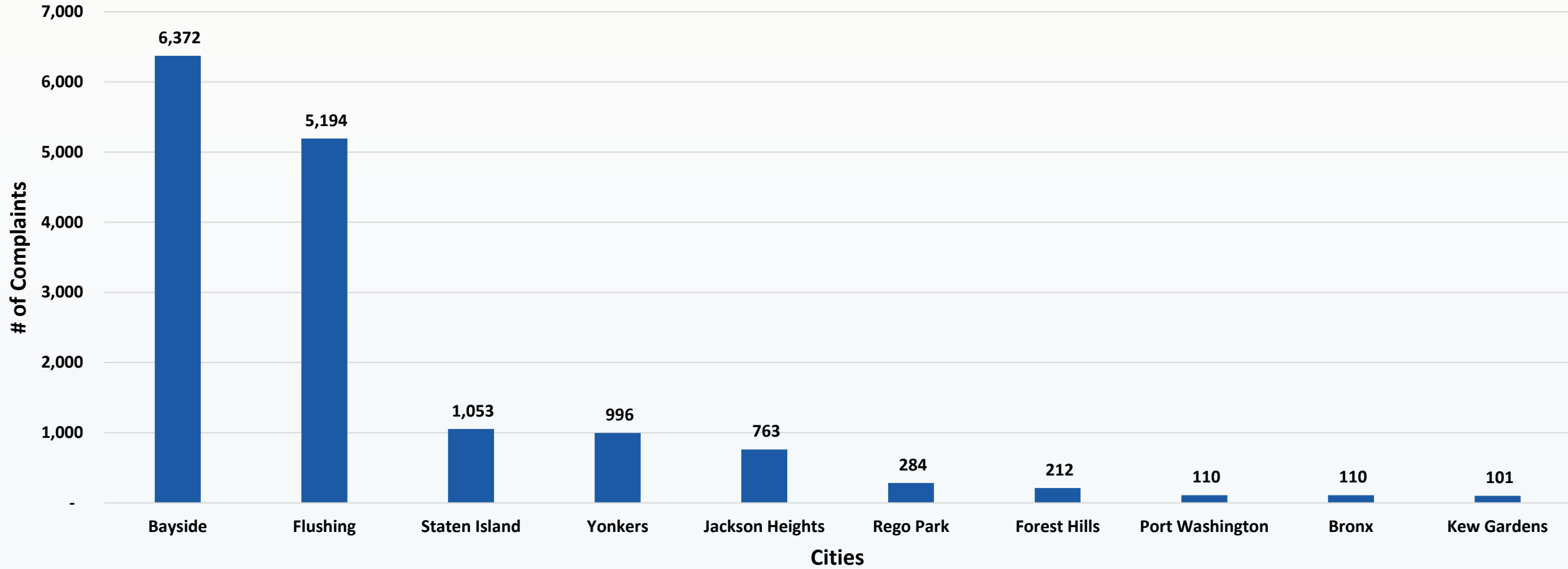
Top 10 Cities by Households: Jun to Aug 2024



Data Sources: Phone, Webform, and 3<sup>rd</sup> Party App

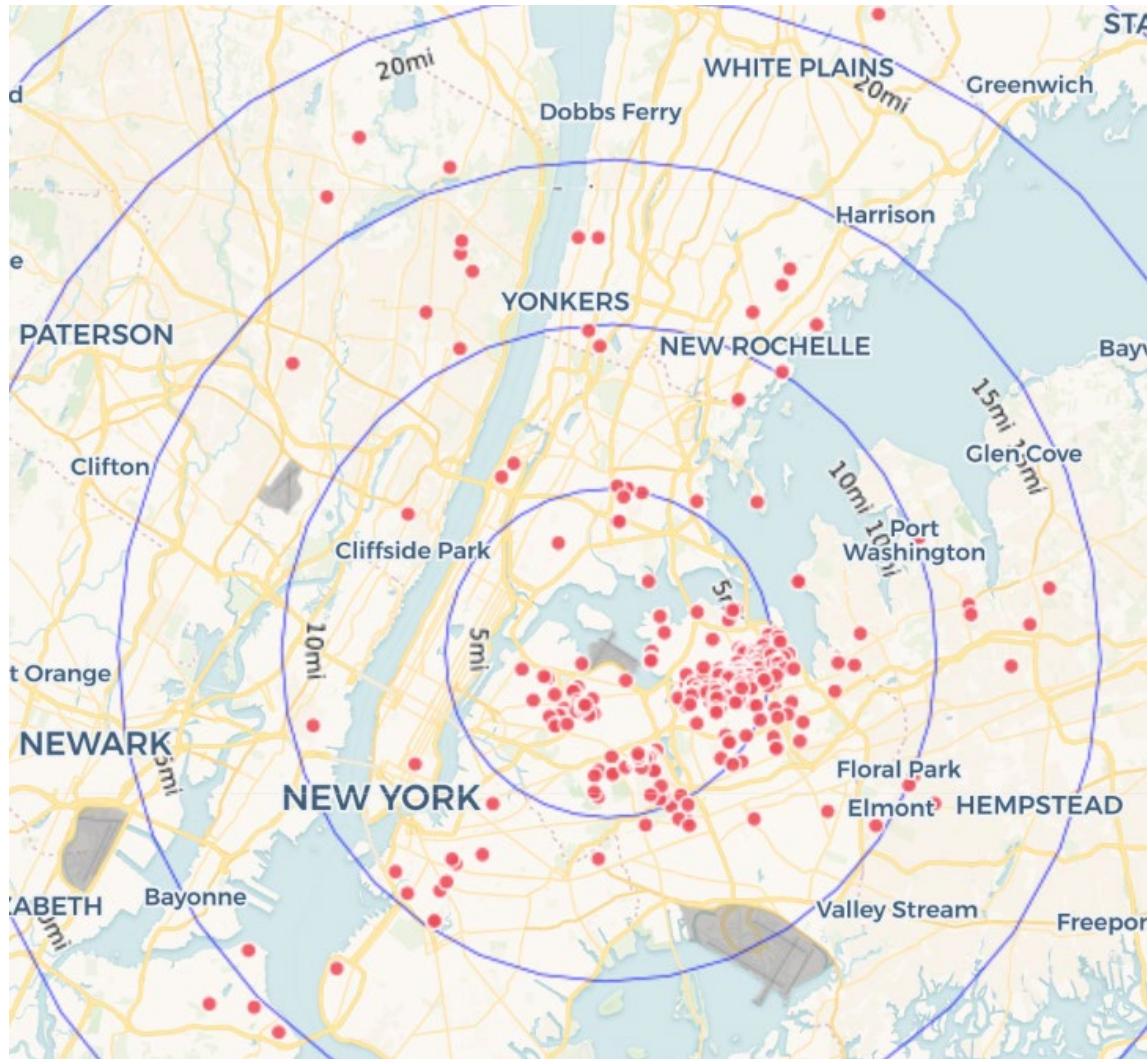
# Geographical Distribution of Noise Complaints – Number of Complaints (June to August 2024)

Top 10 Cities by Complaints: Jun to Aug 2024



Data Sources: Hotline, Webform, and 3<sup>rd</sup> Party App

# Geographical Distribution of Noise Complaints by Households (June to July 2024)



- Showing all complaints collected via Port Authority Webform, Hotline, and 3<sup>rd</sup> party app
- Total of 382 household locations

# Helpful Links

- PA Aircraft Noise webpage <https://aircraftnoise.panynj.gov/>
- Webtrak <https://webtrak.emsbk.com/panynj4>
- Submit a noise complaint <https://aircraftnoise.panynj.gov/submit-a-noise-complaint/>
- Monthly Reports <https://aircraftnoise.panynj.gov/reports/>
- Noise information and FAQs <https://aircraftnoise.panynj.gov/faqs/>

# Updates to Complaint Webform

- Webform Security was updated
  - Manual entry of the security code was eliminated
  - Security is checked behind the scenes on the user's browser
  - Speeds up the complaint filing process by removing the manual entry
- Email Receipts
  - Acknowledgement emails are no longer being sent for each individual complaint
  - Acknowledgement emails are now being sent once per hour to inform user of the multiple complaints submitted

## Thank You!

Dear <User>,

Thank you for filing your aircraft noise complaint with the Port Authority of New York & New Jersey. We received **multiple complaints** from you during the previous hour.

Along with the following information, your submitted details will be logged, analyzed, mapped and reported to Port Authority officials and shared with the Federal Aviation Administration.

### Your Complaint Details

PANYNJ Complaint #: 2334976

Airport: Newark Liberty International

Noise Event: Sep 24 2024 10:55

Primary Concern:

Removed

Captcha: \*



[Get New Image](#)

Type the characters from the image above

Submit Comment

**Thank You**

**Questions?**